

Thank you for participating the Niello / Sacramento Valley Region Porsche Club autocross school, which was our first Autocross event of the season. The weather threatened rain early on but cooperated for us and we managed to avoid any issues!!!

We sincerely hope that you had a great day, learned a lot about the handling of your car, and your own driving ability. The entire team looks forward to you coming back for more. Remember, coaches are always available to ride along with you and provide guidance to help you continue your improvement – you just need to ask.

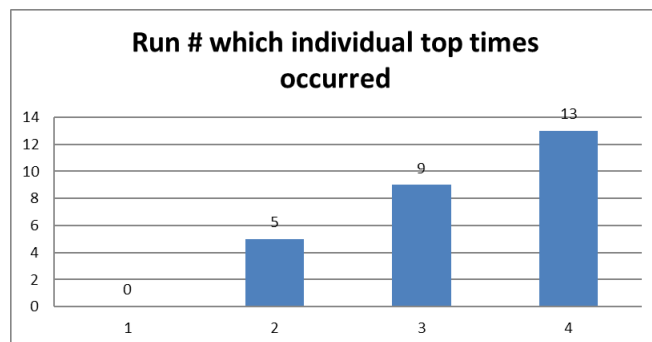
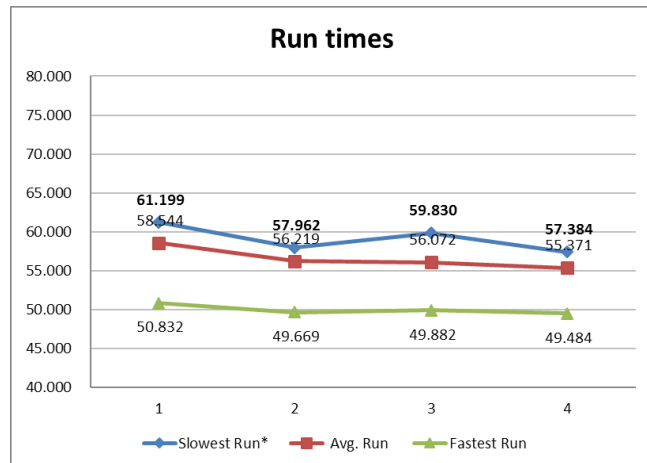
Thank you for everyone for coming early which allowed us to get a good start to the day and set up the site and course, and get through registration on time. Your assistance is appreciated!

As expected, there was steady improvement in run times through the afternoon runs as everyone became more familiar with the capabilities of their vehicles and their own driving ability. Average time by a little over 3 seconds through the day. Just shy 48% of the drivers captured their best run of the day on their final run... I'm sure a culmination of the experience, comfort levels and in some cases shedding off weight of a coach in the co-pilot seat aided in the final run successes.

**Top Times of Day (TTOD):** Stealing a quote from the Secrets of Solo Racing, *"It is not always possible to be the best, but it is always possible to improve your own performance – Jackie Stewart."* For Top Time of day the bar was set on the first run by Matt Petrali with a 50.832 in his first run. Greg Darrah bested that time by almost a second in his second run with a time of 49.974. Matt Petrali however countered with a second run, personal best for the day of 49.669 which stayed at the top of the leader board for run three but the competition was closing the gap. On the fourth run Tyler Van Spanje dropped in a time very fast time of 49.657 pushing Matt to 2<sup>nd</sup> place, but not to be outdone Greg Darrah found a bit more speed and pushed both Tyler and Matt down a spot by posting time of 49.484 and grabbing the TTOD. Rounding the next four spots we had Trevor Cazares at 51.602 close behind we had Jake Van Spanje with 51.782 (dad was battling for TTOD... I see some father son competition in the coming season), Joe Genshlea 52.044, and Scott Roberts with 53.062.

**Ladies Top Time:** Ladies top time of the day was delivered by Kelsey Leet with a time of 52.914, with Vicki Fanucchi with at time of 57.072 and ½ a bumper away Deeann Price with 57.124 and Julie Lee close behind at 57.833.

**Most Improved:** Average times progressed well throughout the day everyone got more familiar with the cars, the course and their own abilities. The Average difference between the all drivers first reasonable run (run one or two) and best run was a mere about 4% which equates to around 2.5 seconds. The

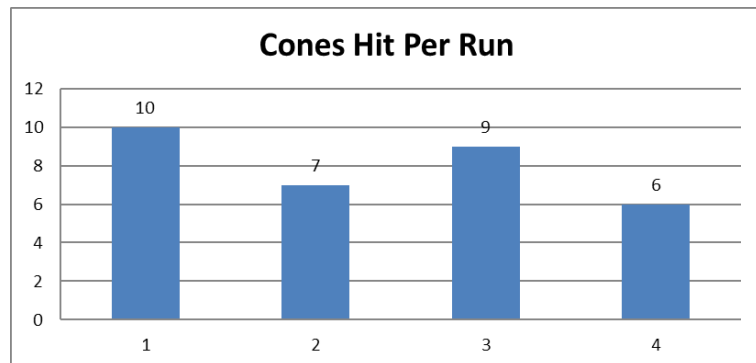


biggest improvement came from Julie Lee who consistently shaved off time on each and every run and improved by a total of 9.4 seconds for a 14% improvement. Al Price III shaved off 4.8 seconds for a 7% improvement, followed by James Burton, and Albert Dennis both shaving off 4.2 seconds for 7% improvement as well. rounding out the top five we had Vicki Fanucchi trim 4.1 seconds for a 7% improvement as well.

### **Fun Stuff:**

**Consistency:** One of fun measures is who's the most consistent. This takes your three best runs of the day and determines a standard deviation for those runs. Standard deviation is an indication of the variance from the mean value of your best three runs. The lower the value, the more consistent your runs were. Ron Aquilla best three runs varied by a mere 0.151 seconds. Greg Darrah close behind with a difference of 0.260 and Robert Laliberte 0.280 second difference.

**Coneage:** During the day an intrepid group of course workers put cones back when they were displaced, knocked over and in some cases simply mowed down!!!! They corrected a total of 32 cones during the day (FYI – last year's class count was 31 cones). Not a bad day for the cones... to be honest they were a bit nervous going into this with all of the new autocrossers (yes cones can be



afraid). Unfortunately there were a few cones that will not be returned to service and will be released to retirement. Please remember to thank the cones for their tireless service during your next course walk and apologize in advance to the ones you know you'll probably mow over. A total of 16 of the drivers today were responsible for the coneage. The remaining 11 while kind to the cones, did not do their part to keep the course workers busy... please... push harder, driver faster next time, the course workers need to work harder ☺. I would like to call out the work of our top cone squasher Albert Dennis who topped the charts by a good margin with 9 cones. 4 on the first run, with a clean 2<sup>nd</sup> run and then 3 cones and two more in his final runs of the day. Honorable mention goes to the next two cone squashers Matt Petrali, and Ryan Fleming who had three each during the day.

Finally, please remember the SVR autocross team is here to help you continue improving your car handling skills so PLEASE reach out to members of the AX team for input, advice, or coaching as you continue honing your skills. Coaching is not for just the NEW drivers, it's for everyone. If you've hit "that plateau" let us know. We're happy to help and if requested ride along and provide additional coaching or suggestions for fine tuning of your driving as you skills progress.

Thank for your participation in the Autocross school. You have seven SVR Autocross events to look forward to this year with the next one a couple of weeks away on May 4<sup>th</sup>. Registration is already open. Check out the link <http://svr-pcaor.org/wp/autocross/> for upcoming events and the registration link.

We look forward to seeing you at future events.

Please reach out to John and/or ANY member on our team and let us know how we did, what you liked, and also as important any suggestions that you have to make this an even better event for future classes.

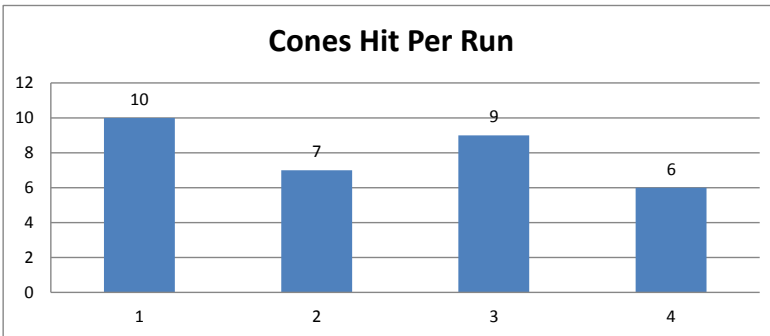
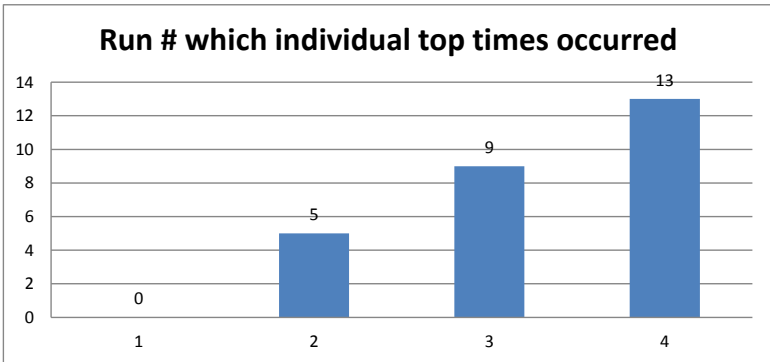
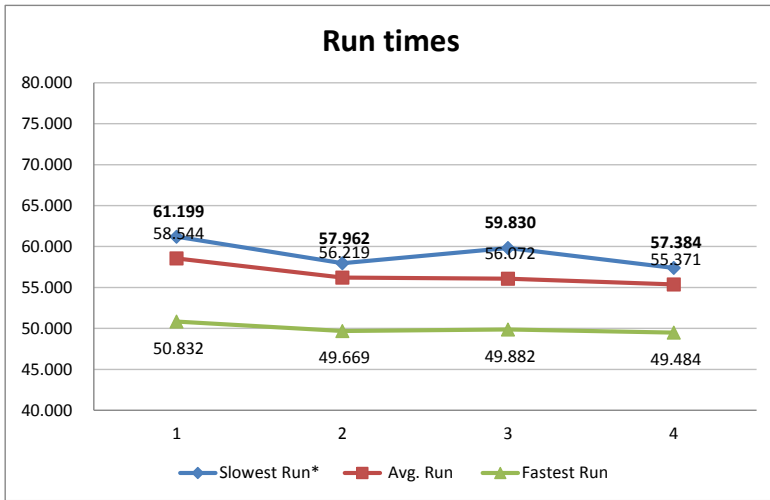
Your PCA Sacramento Valley Autocross team

# SVR Autocross School - 04/06/2019

	Best	Driver	Car #	Vehicle	Color	Total Cones	
						Maimed	Driver
1	49.484	Greg Darrah	71	2019 Porsche Carrera T	GT Silver	9	Albert Dennis
2	49.657	Tyler Van Spanje	72	2000 Porsche Boxster	Silver	3	Matt Petrali
3	49.669	Matt Petrali	171	2005 Porsche Carrera S	Seal Grey		Ryan Fleming
4	51.602	Trevor Cazares	121	2010 Volkswagen GTI	Red	2	Trevor Cazares
5	51.782	Jake Van Spanje	23	2000 Porsche Boxster	Black		Vicki Fanucchi
6	52.044	Joe Genshlea	987	2006 Porsche Boxster	Seal Grey		Kelsey Leet
7	52.914	Kelsey Leet	851	2012 Porsche 911S	Agate Grey		Deeann Price
8	53.062	Scott Roberts	111	2004 Porsche Boxster S	Meteeallic Silve	1	Greg Darrah
9	53.106	James Burton	51	0 Porsche 911 Turbo	Black		Tyler Van Spanje
10	53.194	Don Rathbone	8	2017 Porsche Carrera S	Miami Blue		Jake Van Spanje
11	53.411	Keith Kiefer	44	2002 Porsche PORSCHE CARRERA 996	LAPIS BLUE		Joe Genshlea
12	53.463	Bob Smolarski	34	2013 Porsche Boxster S	Grey		Keith Kiefer
13	54.416	Ron Aquilina	4	1974 Porsche 914	White		Bob Smolarski
14	54.902	Tom Tyer	10	1991 Mazda Miata	Red		Tracy Nations
15	55.080	Albert Dennis	2	1973 Chevrolet Camaro	Gray		Mardi Quain
16	55.145	Tracy Nations	56	2009 Porsche 911	Black		Julie Lee
17	55.241	James Freeberg	6	2013 Porsche 991 CS	Blue	-	Scott Roberts
18	55.351	Ryan Fleming	36	2003 BMW M3	Silver		James Burton
19	56.558	Rob Lee	13	2016 Porsche Boxster	Blue		Don Rathbone
20	56.781	Hank Gnesa	16	2014 Porsche gt3	White		Ron Aquilina
21	56.911	Robert Laliberte	7	2005 Porsche Boxster	Grey		Tom Tyer
22	57.072	Vicki Fanucchi	28	2018 Porsche Macan GTS	Volcano Grey		James Freeberg
23	57.124	Deeann Price	1	2000 Porsche 996 / 911	Black		Rob Lee
24	57.833	Julie Lee	131	2016 Porsche Boxster	Blue		Hank Gnesa
25	59.830	Mardi Quain	9	2002 Porsche Carrera 4S	Champagne		Robert Laliberte
26	60.046	Al Price III	77	1977 Porsche 911 Coupe	Yellow		Al Price III
27	62.270	Skip Quain	19	2002 Porsche Carrera 4S	Champagne		Skip Quain

Just for Fun --- Standard Deviation: Indiation of the variance of the from the mean value of your best three runs. The lower the value, the more

Driver	Best	2nd Best	3rd Best	Standard Deviation
Ron Aquilina	54.416	54.660	54.691	0.151
Greg Darrah	49.484	49.882	49.974	0.260
Robert Laliberte	56.911	57.384	57.407	0.280
Keith Kiefer	53.411	53.638	54.307	0.466
Tracy Nations	55.145	55.585	56.147	0.502
Deeann Price	57.124	57.548	58.238	0.562
James Freeberg	55.241	55.944	56.680	0.720
Matt Petrali	49.669	50.832	51.052	0.743
Trevor Cazares	51.602	51.911	53.395	0.959
James Burton	53.106	53.496	55.044	1.025
Kelsey Leet	52.914	54.701	54.734	1.041
Jake Van Spanje	51.782	53.431	53.759	1.060
Vicki Fanucchi	57.072	57.288	59.161	1.149
Scott Roberts	53.062	53.320	55.204	1.169
Don Rathbone	53.194	54.377	55.581	1.194
Joe Genshlea	52.044	53.239	54.453	1.205
Albert Dennis	55.080	56.420	57.573	1.248
Tom Tyer	54.902	55.145	57.201	1.263
Bob Smolarski	53.463	54.199	56.038	1.326
Ryan Fleming	55.351	55.643	57.943	1.420
Skip Quain	62.270	62.360	64.812	1.442
Tyler Van Spanje	49.657	50.509	52.533	1.477
Mardi Quain	59.830	60.901	63.379	1.820
Hank Gnesa	56.781	58.051	61.932	2.684
Julie Lee	57.833	61.872	67.226	4.712



Car #	Driver	SRV Events	Class	Color	Vehicle	Region	Run Group	Run 1	Cones	Run 2	Cones	Run 3	Cones	Run 4	Cones
77	Al Price III		FUN	Yellow	1977 Porsche 911 Coupe			DNF		64.846		60.046			
2	Albert Dennis		FUN	Gray	1973 Chevrolet Camaro			59.289	4	55.080		57.573	3	56.420	2
34	Bob Smolarski		FUN	Grey	2013 Porsche Boxster S			56.860		54.199		53.463		56.038	1
1	Deeann Price		FUNL	Black	2000 Porsche 996 / 911			58.238	1	57.548		57.124		59.362	1
8	Don Rathbone		FUN	Miami Blue	2017 Porsche Carrera S			DNF		53.194		DNF		54.377	
71	Greg Darrah		FUN	GT Silver	2019 Porsche Carrera T			51.184		49.974		49.882	1	49.484	
16	Hank Gnesa		FUN	white	2014 Porsche gt3			68.261		56.781		61.932		72.507	
23	Jake Van Spanje		FUN	Black	2000 Porsche Boxster			59.003		53.431		53.759	1	51.782	
51	James Burton		FUN	Black	0 Porsche 911 Turbo			57.327		55.044		53.496		53.106	
6	James Freeberg		FUN	Blue	2013 Porsche 991 CS			58.529		56.680		55.944		55.241	
987	Joe Genshlea		FUN	Seal Grey	2006 Porsche Boxster			55.583		54.453	1	52.044		53.239	
131	Julie Lee		FUNL	Blue	2016 Porsche Boxster			70.107		67.226	1	61.872		57.833	
44	Keith Kiefer		FUN	LAPIS BLUE	2002 Porsche PORSCHE CARRERA 996			62.052	1	54.307		53.638		53.411	
851	Kelsey Leet		FUNL	Agate Grey	2012 Porsche 911S			54.734	1	54.701	1	55.053		52.914	
9	Mardi Quain		FUNL	Champagne	2002 Porsche Carrera 4S			63.379		60.901	1	59.830		DNF	
171	Matt Petrali		FUN	Seal Grey	2005 Porsche Carrera S			50.832		49.669		58.385	2	51.052	1
13	Rob Lee		FUN	Blue	2016 Porsche Boxster			DNF		56.983		56.558		DNF	
7	Robert Laliberte		FUN	Grey	2005 Porsche Boxster			59.009		57.407		56.911		57.384	
4	Ron Aquilina		FUN	White	1974 Porsche 914			54.691		54.660		54.416			
36	Ryan Fleming		FUN	Silver	2003 BMW M3			57.943	1	57.962	2	55.643		55.351	
111	Scott Roberts		FUN	Meteeallic Silve	2004 Porsche Boxster S			55.726		55.204		53.320		53.062	
19	Skip Quain		FUN	Champagne	2002 Porsche Carrera 4S			DNF		64.812		62.270		62.360	
10	Tom Tyer		FUN	Red	1991 Mazda Miata			57.201		54.902		DNF		55.145	
56	Tracy Nations		FUN	Black	2009 Porsche 911			58.240		DNF		55.585	1	55.145	
121	Trevor Cazares		FUN	Red	2010 Volkswagen GTI			58.575	1	51.911		53.395	1	51.602	
72	Tyler Van Spanje		FUN	Silver	2000 Porsche Boxster			DNF		52.533	1	50.509		49.657	
28	Vicki Fanucchi		FUNL	Volcano Grey	2018 Porsche Macan GTS			61.199	1	57.288		59.161		57.072	1