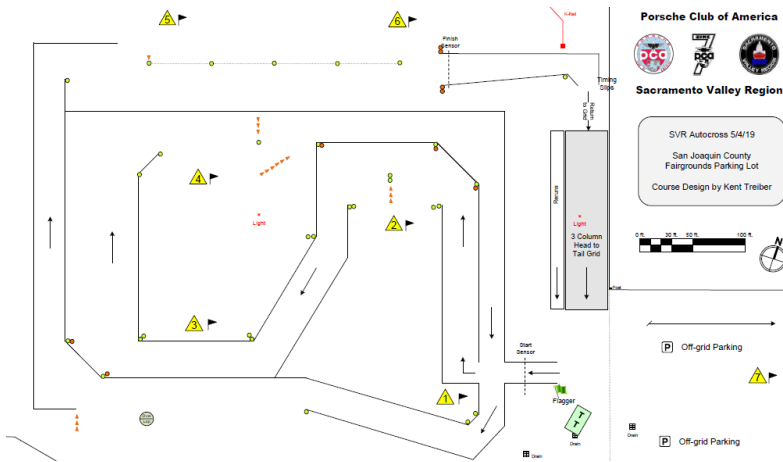


We had a great day for the kickoff of the 2019 autocross season. The temperatures were reasonable and the slight breeze kept things very comfortable in the shade. Setup went smoothly, the timing system worked as planned, and we got things started right on time. That's quite an accomplishment for the first AX of the season, there's usually more hiccups! Kudos to the AX team and all the volunteers.

From our pool of 47 drivers we had 9 attendees from last month's SVR/Niello autocross School that came back for more fun! I am fairly confident that one is hooked already. If you are one of the drivers attending your first few events, PLEASE reach out to us and let us know how we did and what we can do to make things better. We look forward to your input ([autocross@svr-pca.org](mailto:autocross@svr-pca.org))

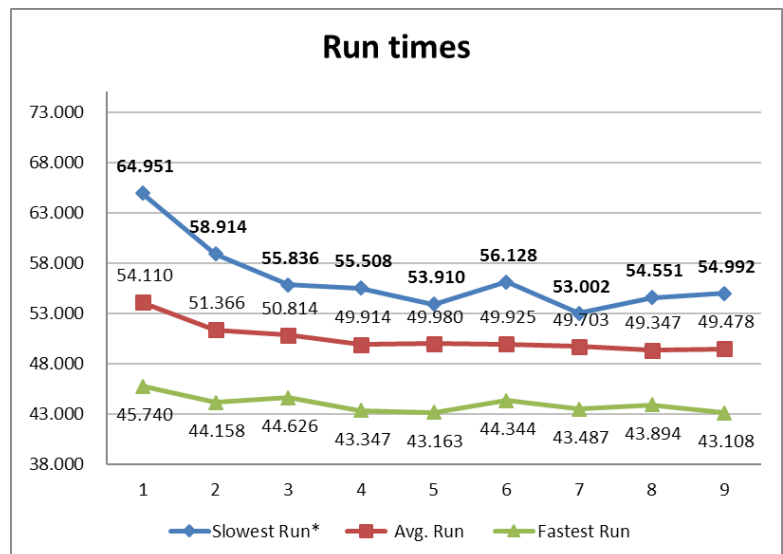


For our first autocross event of the season we enjoyed a great deal of the recently patched and cleaned pavement due to a crossover allowing the course to essentially form two loops around the pavement. Once again, the course design was a TKO (Treiber, Kent Original). As frequently is the case the course had a good mix of speed and finesse and left you with options for alternate lines, of which some were better than others with the clock showing drivers what was best. Of course, after trying the alternates... some did not work out as planned. The course

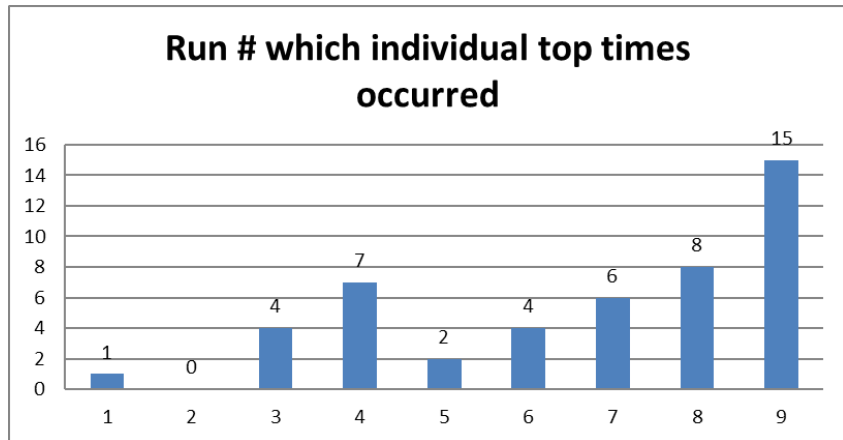
had a little bit for everyone. Long sweeping turns, that could be combined, if *successfully navigated* in to a smooth esses (key words successful navigation) followed by a couple of straights culminating in everyone's favorite the slalom ("everyone" might be an exaggeration... right Joy?). There was a good mix of items that required you to combine the transitions well so you were lined up for the next one... miscalculations lead to slower times. Nice job on the design!

**Average Times:** Average run times dropped quickly to the 49's and slowly dropped through the rest of the day likely caused by a further "cleaning of the course" by all the cars, and slightly warmer temperatures. Average times for the last six set of runs was unusually tight and overall stayed within about 1/2 a second.

**Top Times of Day:** We had a significant number of drivers getting their top times in the afternoon with 60% of drivers getting their TTOD in the afternoon. We had a larger than usual 26% getting top time on the final run of the day followed by a number of fist pumps, horn honks, and cheers and in some cases all of the above.



**Men's Top Time:** Top time of day changed hands only a few times during the day and we only had six people break into the 44 second or lower range. Steve Nieslony set the bar with a first run time of 45.740. Grady Carter was a blink behind keeping the pressure on with a first run time of 45.973. Lanny Bowden took the top



spot in his second run with a time of 44.879 by shaving off nearly 1.5 seconds from his first run. Collin Fat jumped into the mix grabbing top spot on the board with a third run time of 44.626. Steve took the top spot back in the fifth run with a nicely executed 43.163 which held to the 9<sup>th</sup> and final run where Steve for good measure finished the day up with a 43.108 and cementing his TTOD position. Congratulations to Lanny who was the only other driver to dip into the 43's with a time of 43.894 in his 8<sup>th</sup> run.

Noteworthy performance by the following four people who dipped into the 44's. Collin Fat with a time of 44.001... a breeze at the right time could have pushed him into the 43's ... Grady Carter with 44.222, Kent Treiber with 44.940 and John Leet with 44.966.

**Ladies Top Time:** For the ladies top time we had a first run time and target set by Joy Nieslony of 49.065 and she steadily improved her times until the 8<sup>th</sup> run when she nabbed a smooth 45.136 to tie up the Ladies TTOD. The battle for second place went back and forth during the day. Vicki Fanucchi started off the day with a 54.538 in her Porsche Macan and glittered #28. Vicki followed her first run by shaving off over a second and coming in with a 52.561. Gina Genshlea was close in the first two runs but grabbed the top spot on her third run with a time of 50.471 which held until her 9<sup>th</sup> run when she found another ½ second and finished up with a time of 49.834.

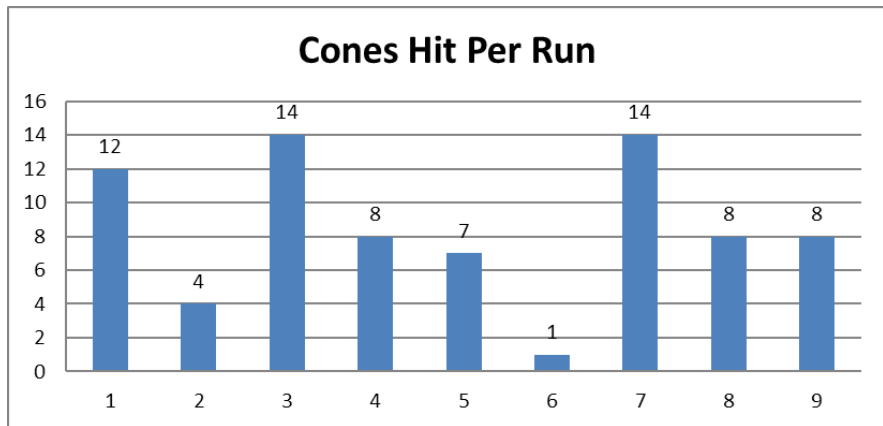
**PAX** (Performance Adjustment Index) is an adjusted top time based on assigned handicaps based on vehicle make/model/year and level of modification and handicaps are based on actual performance of cars in multiple PCA AX events over the years. The adjustment allows for comparison of times on a more even playing field. Top 5 PAX times of for our PCA members were close but Grady Carter (PS10-2011 911) had a solid 7<sup>th</sup> run putting him into the first PAX spot with a time of 40.330. John Leet (S11-2012 911S) in 2<sup>nd</sup> at 42.493 with Joe Genshlea (S03 2006 Boxster) at 45.512, David Schnitzer (P10 911) with 42.528 and Melinda Lincoln (S01 Boxster) at 42.681.

**Fun Stuff:**

**Most Improved:** Below are the individuals that showed strong improvements between first reasonable run (run one or two) and best run. The average participant saw an average of about 5% which equates to around 2.4 seconds. The biggest improvement came from Gina Genshlea at 11.0% or 6.1 seconds during the day with a best time of 49.834. Melinda Lincoln improved by 10.9% during the day and shaved off 6.1 seconds with a best time of 50.510. Sergei Nikolaev 10.3% and a best time of 55.212, Ilia Nikolaev 10% and time of 50.410, and Pamela Richards best time of 56.090. Wonderful job everyone.

**Consistency:** One of fun measures is who's the most consistent. This takes your three best runs of the day and determines a standard deviation for those runs. The lower the value, the more consistent your runs were. Bob Peake varied by a mere 81/1000 of a second. Mark Hansen 110/1000 of a second difference followed by David Schnitzer at 0.113, Steve Nieslony at 0.125 and Cameron Pallotta at 0.129.

**Coneage:** We ended up with a Mere 76 cones bumped out of the box, thrown in the air or downright squashed. This is up 33% from last year's final event which was likely due to getting back in the groove. Things started looking bad for the condes but dropped occasionally but then spiked again. More or less we never gave them a run when they could feel comfortable.



**Cone King and Queen:** Be aware, we do NOT recognize for avoiding cones, so please don't look for your name here if you were successful in those endeavors. We ended up with a season low of 21 cone dodging individuals who managed to avoid hitting any cones (*Please keep the course workers from getting bored... hit some cones*). The remaining 26 were responsible for the quivering cones and keeping the course workers awake. **The King and Queen awards come with a crown magnet that you "get to" put on your vehicle for the next event!**

**Cone King:** We had three individuals vying for this... uh... award... Steve Nieslony, Alan Booth and Albert Dennis. Alan Booth out with a single cone on his second run but felt that this may be up for grabs and took his best shot by taking out an additional four cones on his 7<sup>th</sup> run. Steve Nieslony took out 3 cones in the 3<sup>rd</sup> run and another 3 in his 8<sup>th</sup> dashing Alan's hopes. Albert Dennis though would not be outdone and started off with a strong three cones in his first run and then one cone each on four separate runs and to nab this title. Hopefully we can find the King magnet for our next event. Please note that if the winner is not present at the next event the magnet will fall to the next eligible recipient. This will help the course workers wake up when they see the magnet approaching the start line.

**Queen** – The battle is on. Joy Nieslony and Pamela Richards battled for item. Both ended up with four cones a piece. Joy picked hers off one at a time on four separate runs and Pamela had one cone on each of two runs and two cones on her fifth run. Tie breaker goes to the most cones in one run. Congratulations Pamela 😊.

**AX Improving your times**—Don't forget that the SVR autocross team is here to help you continue improving your car handling skills so PLEASE reach out to members of the AX team for input, advice, or coaching as you continue honing your skills. Coaching is not for just the NEW drivers, it's for everyone. If you've hit "that plateau" let us know. We're happy to help and if requested ride along and provide additional coaching or suggestions for fine tuning of your driving as you skills progress. Our instructors frequently ride in each other's cars and provide pointers or ideas. Reach out to us.

We look forward to seeing you at future events in our 2019 season. Registration is already open for the May 25<sup>th</sup>.

Your PCA Sacramento Valley Autocross team

# SVR Autocross - 05/04/2019

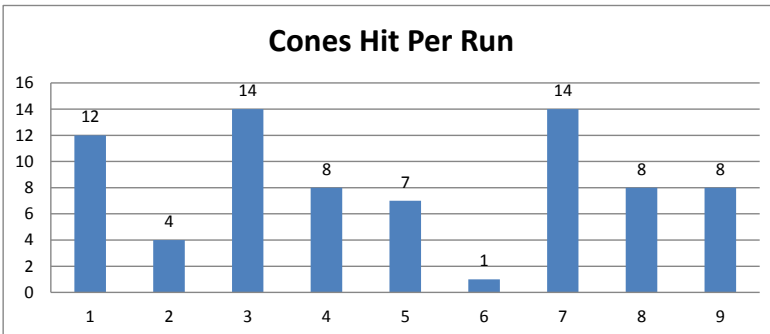
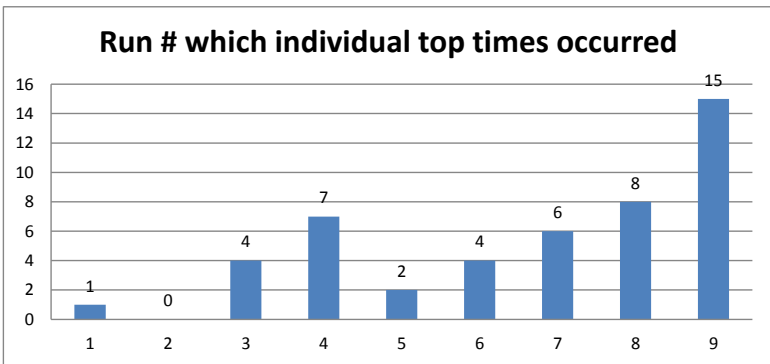
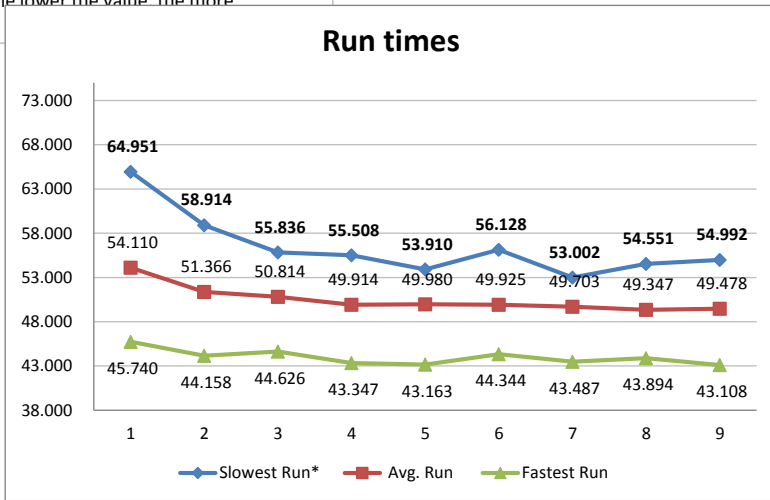
	Best	Driver	Car #	Vehicle	Class	Color
1	43.108	Steve Nieslony	21	1972 Porsche 914	M01O	Blue and white
2	43.894	Ianny bowden	73	2016 Chevrolet Corvette zo6	FUNO	White
3	44.001	Collin Fat	45	2010 Porsche GT3	I05O	Gray
4	44.222	Grady Carter	919	2013 Porsche 911	S10O	White
5	44.940	Kent Treiber	67	Porsche 981 Boxster S	I04O	Red
6	44.966	John Leet	85	2012 Porsche 911S	S11O	Agate Grey
7	45.026	Alan Booth	145	2016 Porsche Boxster GTS	P11O	White
8	45.136	Joy Nieslony	21L	1972 Porsche 914	M01W	Blue and white
9	45.222	Greg Zajic	323	2000 BMW M Roadster	FUNO	Blue
10	45.387	Mark Hansen	43	2015 Porsche Cayman S	P16O	Black
11	45.516	Derek Boyd	912	2001 Mazda miata	FUNO	blk
12	45.549	Tosh Yumae	2	2014 Porsche GT3	S12O	Grey
13	45.582	David Schnitzer	17	2003 Porsche 911	P10O	Red
14	45.804	Bob Peake	93	2010 Porsche Carrera S	S11O	Artic Silver
15	46.489	Weyland Fat	55	2017 Porsche 911	S13O	Red
16	46.729	Darrel Huckabay	625	2011 Porsche Boxster	S06O	Plat. Silver
17	47.446	Feri Dizon	487	2018 Porsche 718 cayman s	S07O	Red
18	47.474	Matt Deter	33	2000 Porsche 996	S08O	Mirage Metallic
19	47.665	Scott Rasmussen	71	Chevrolet Camaro	FUNO	White
20	47.803	Matt Petrali	872	2005 Porsche Carrera S	P11O	Seal Grey
21	47.938	Cameron Pallotta	74	2017 Mazda Miata	FUNO	Black
22	48.068	Alan Garcia	341	2009 Porsche Cayman	S06O	Black
23	48.104	Barry Burr	54	2006 BMW 330i	FUNO	Interlagos Blue
24	48.269	Wayne Guerin	743	2014 Porsche Cayman S	S07O	Guards Red
25	48.357	Sebastien Chene	933	2002 Ford Mustang GT	FUNO	Red
26	48.425	Joe Genshlea	53	2006 Porsche Boxster	S03O	Seal Grey
27	49.607	Jakub Petro	339	2002 Ford Mustang GT	FUNO	Red
28	49.766	Bret Barrow	83	1984 Porsche Carrera	P08O	Red
29	49.834	Gina Genshlea	98	2006 Porsche Boxster	FUNW	Seal Grey
30	49.983	James Burton	51	Porsche 911 Turbo	FUNO	Black
31	50.033	Hector Chavez	6	1989 Porsche Carrera 4 (964)	P06O	Guards Red
32	50.034	Scott Roberts	703	2004 Porsche Boxster S	FUNO	Metallic Silver
33	50.189	Brian Sweeney	59	2007 Porsche Carrera 4	S10O	Black
34	50.410	Iliia Nikolaev	393	2003 BMW M3	FUNO	Blue
35	50.510	Melinda Lincoln	715	Porsche Boxster	S01O	Ocean blue
36	50.553	John Brosnahan	107	1984 Porsche 911 Carrera Cab	P08O	Gran Prix White
37	50.972	Albert Dennis	20	1973 Chevrolet Camaro	FUNO	Gray
38	51.964	Vicki Fanucchi	28	2018 Porsche Macan GTS	S14W	Volcano Grey
39	52.092	Robert Laliberte	7	2005 Porsche Boxster	S02O	Grey
40	53.002	Deborah Guerin	335	2013 BMW 335	FUNW	Deep Sea Blue
41	53.382	Chuck Sherman	4	2004 Maserati Cambiocorsa	FUNO	Blue
42	53.548	Joette Treiber	67L	Porsche 981 Boxster S	I04W	Red
43	54.992	Quan Tran	95	1978 Porsche 911SC	P07O	Oslo Blue
44	55.212	Sergei Nikolaev	1	2018 BMW M4	FUNO	Blue
45	55.508	Mardi Quain	19	2002 Porsche Carrera 4S	FUNW	Champagne
46	56.090	Pamela Richards	111	2015 Porsche 911 Turbo S	FUNW	SapphireBlueMet
47	60.513	Skip Quain	9	2002 Porsche Carrera 4S	FUNO	Champagne

PAX	Best	Driver	Car #	Vehicle	Class
40.330	44.222	Grady Carter	919	2013 Porsche 911	S100
42.493	44.966	John Leet	85	2012 Porsche 911S	S110
42.517	48.425	Joe Genshlea	53	2006 Porsche Boxster	S030
42.528	45.582	David Schnitzer	17	2003 Porsche 911	P100
42.681	50.510	Melinda Lincoln	715	Porsche Boxster	S010
42.710	46.729	Darrel Huckabay	625	2011 Porsche Boxster	S060
42.806	43.108	Steve Nieslony	21	1972 Porsche 914	M010
42.869	47.474	Matt Deter	33	2000 Porsche 996	S080
43.254	45.387	Mark Hansen	43	2015 Porsche Cayman S	P160
43.285	45.804	Bob Peake	93	2010 Porsche Carrera S	S110
43.765	45.026	Alan Booth	145	2016 Porsche Boxster GTS	P110
43.913	44.001	Collin Fat	45	2010 Porsche GT3	I050
43.934	48.068	Alan Garcia	341	2009 Porsche Cayman	S060
43.955	45.549	Tosh Yumae	2	2014 Porsche GT3	S120
44.552	47.446	Feri Dizon	487	2018 Porsche 718 cayman s	S070
44.760	44.940	Kent Treiber	67	Porsche 981 Boxster S	I040
44.820	45.136	Joy Nieslony	21L	1972 Porsche 914	M01W
45.141	46.489	Weyland Fat	55	2017 Porsche 911	S130
45.325	48.269	Wayne Guerin	743	2014 Porsche Cayman S	S070
45.581	52.092	Robert Laliberte	7	2005 Porsche Boxster	S020
45.772	50.189	Brian Sweeney	59	2007 Porsche Carrera 4	S100
45.785	49.766	Bret Barrow	83	1984 Porsche Carrera	P080
45.980	50.033	Hector Chavez	6	1989 Porsche Carrera 4 (964)	P060
46.248	51.964	Vicki Fanucchi	28	2018 Porsche Macan GTS	S14W
46.465	47.803	Matt Petrali	872	2005 Porsche Carrera S	P110
46.509	50.553	John Brosnahan	107	1984 Porsche 911 Carrera Cab	P080
50.483	54.992	Quan Tran	95	1978 Porsche 911SC	P070
53.334	53.548	Joette Treiber	67L	Porsche 981 Boxster S	I04W

Just for Fun --- Standard Deviation:  
mean value of your best three runs

Total Cones							Standard
Maimed	Driver	Driver	Best	2nd Best	3rd Best	Deviation	
7	Albert Dennis	<b>Bob Peake</b>	<b>45.804</b>	45.877	45.965	0.081	
6	Steve Nieslony	<b>Mark Hansen</b>	<b>45.387</b>	45.505	45.607	0.110	
	Feri Dizon	<b>David Schnitzer</b>	<b>45.582</b>	45.736	45.802	0.113	
5	Alan Booth	<b>Steve Nieslony</b>	<b>43.108</b>	43.163	43.347	0.125	
	Joe Genshlea	<b>Cameron Pallotta</b>	<b>47.938</b>	48.103	48.193	0.129	
	James Burton	<b>Derek Boyd</b>	<b>45.516</b>	45.721	45.776	0.137	
4	Joy Nieslony	<b>Darrel Huckabay</b>	<b>46.729</b>	46.955	46.984	0.140	
	Pamela Richards	<b>Vicki Fanucchi</b>	<b>51.964</b>	52.191	52.220	0.140	
3	Kent Treiber	<b>Scott Rasmussen</b>	<b>47.665</b>	47.747	47.943	0.143	
	Tosh Yumae	<b>Wayne Guerin</b>	<b>48.269</b>	48.276	48.538	0.153	
	Matt Petrali	<b>John Leet</b>	<b>44.966</b>	45.154	45.293	0.164	
	Brian Sweeney	<b>John Brosnahan</b>	<b>50.553</b>	50.816	50.856	0.165	
	John Brosnahan	<b>Ilia Nikolaev</b>	<b>50.410</b>	50.475	50.760	0.186	
2	Derek Boyd	<b>Jakub Petro</b>	<b>49.607</b>	49.735	49.975	0.187	
	Deborah Guerin	<b>Melinda Lincoln</b>	<b>50.510</b>	50.745	50.909	0.201	
	Bob Peake	<b>Matt Petrali</b>	<b>47.803</b>	48.068	48.231	0.216	
	Hector Chavez	<b>Weyland Fat</b>	<b>46.489</b>	46.496	46.867	0.216	
	Barry Burr	<b>Feri Dizon</b>	<b>47.446</b>	47.520	47.859	0.220	
	Bret Barrow	<b>Alan Booth</b>	<b>45.026</b>	45.286	45.482	0.229	
1	Matt Deter	<b>Ianny bowden</b>	<b>43.894</b>	43.896	44.351	0.263	
	Sebastien Chene	<b>Joe Genshlea</b>	<b>48.425</b>	48.789	49.031	0.305	
	Gina Genshlea	<b>Greg Zajic</b>	<b>45.222</b>	45.583	45.837	0.309	
	Melinda Lincoln	<b>Alan Garcia</b>	<b>48.068</b>	48.498	48.683	0.316	
	Vicki Fanucchi	<b>Deborah Guerin</b>	<b>53.002</b>	53.113	53.636	0.339	
	Quan Tran	<b>Gina Genshlea</b>	<b>49.834</b>	50.357	50.471	0.340	
	Skip Quain	<b>Sebastien Chene</b>	<b>48.357</b>	48.772	49.056	0.352	
-	Wayne Guerin	<b>Collin Fat</b>	<b>44.001</b>	44.602	44.626	0.354	
	Weyland Fat	<b>Barry Burr</b>	<b>48.104</b>	48.450	48.827	0.362	
	Collin Fat	<b>Skip Quain</b>	<b>60.513</b>	60.972	61.249	0.372	
	John Leet	<b>Grady Carter</b>	<b>44.222</b>	44.785	44.942	0.379	
	Cameron Pallotta	<b>Scott Roberts</b>	<b>50.034</b>	50.423	50.814	0.390	
	Alan Garcia	<b>Bret Barrow</b>	<b>49.766</b>	50.040	50.598	0.424	
	Greg Zajic	<b>Robert Laliberte</b>	<b>52.092</b>	52.639	52.928	0.425	
	Mark Hansen	<b>Tosh Yumae</b>	<b>45.549</b>	46.181	46.445	0.460	
	Grady Carter	<b>Matt Deter</b>	<b>47.474</b>	48.257	48.405	0.500	
	Darrel Huckabay	<b>Quan Tran</b>	<b>54.992</b>	55.836	55.955	0.525	
	Robert Laliberte	<b>Kent Treiber</b>	<b>44.940</b>	45.191	45.984	0.545	
	Scott Rasmussen	<b>James Burton</b>	<b>49.983</b>	50.980	51.099	0.613	
	David Schnitzer	<b>Sergei Nikolaev</b>	<b>55.212</b>	55.904	56.485	0.637	
	Ianny bowden	<b>Brian Sweeney</b>	<b>50.189</b>	50.996	51.471	0.648	
	Jakub Petro	<b>Joy Nieslony</b>	<b>45.136</b>	46.302	46.676	0.803	
	Scott Roberts	<b>Hector Chavez</b>	<b>50.033</b>	51.115	51.629	0.815	
	Ilia Nikolaev	<b>Chuck Sherman</b>	<b>53.382</b>	54.551	55.013	0.841	
	Chuck Sherman	<b>Albert Dennis</b>	<b>50.972</b>	51.584	52.640	0.844	
	Joette Treiber	<b>Pamela Richards</b>	<b>56.090</b>	57.731	57.799	0.968	
	Sergei Nikolaev	<b>Mardi Quain</b>	<b>55.508</b>	56.149	58.914	1.810	
	Mardi Quain	<b>Joette Treiber</b>	<b>53.548</b>	54.138	61.435	4.393	

: Indication of the variance of the from the  
s. The lower the value, the more



Car #	Driver	SRV Events	Class	Color	Vehicle	Region	Run Group	Run 1	Cones	Run 2	Cones	Run 3	Cones	Run 4	Cones	Run 5	Cones	Run 6	Cones	Run 7	Cones
21	Steve Nieslony	0	M01O	Blue and white	1972 Porsche 914			45.740		44.158		47.500	3	43.347		43.163		44.344		43.487	
73	Ianny bowden	0	FUNO	White	2016 Chevrolet Corvette z06			46.116		44.879		45.018		45.174		44.901		44.754		44.351	
45	Collin Fat	0	I05O	Gray	2010 Porsche GT3			46.838		45.458		44.626		44.001		44.754		44.701		44.775	
919	Grady Carter	0	S10O	White	2013 Porsche 911			45.973		45.166		45.836		45.203		45.384		44.785		44.222	
67	Kent Treiber	0	I04O	Red	Porsche 981 Boxster S			46.158		46.552		47.991	2	46.672		46.762		44.940		46.197	1
85	John Leet	0	S11O	Agate Grey	2012 Porsche 911S			46.823		45.438		45.466		45.293		46.911		45.154		46.318	
145	Alan Booth	0	P11O	White	2016 Porsche Boxster GTS			48.120		47.187	1	46.017		45.600		45.852		45.482		51.046	4
21L	Joy Nieslony	0	M01W	Blue and white	1972 Porsche 914			49.065		47.653		47.322	1	46.302		47.295	1	46.676		47.842	1
323	Greg Zajic	0	FUNO	Blue	2000 BMW M Roadster			46.623		45.583		46.535		46.168		47.671		45.222		46.254	
43	Mark Hansen	0	P16O	Black	2015 Porsche Cayman S			47.317		46.359		46.660		45.672		45.387		45.607		45.505	
912	Derek Boyd	0	FUNO	blk	2001 Mazda miata			47.351		46.788		46.288		47.323	1	46.365	1	46.705		45.776	
2	Tosh Yumae	0	S12O	Grey	2014 Porsche GT3			DNF		46.445		46.467		47.316	1	DNF		46.569		47.305	2
17	David Schnitzer	0	P10O	Red	2003 Porsche 911			DNF		47.288		46.003		45.582		46.980		45.827		45.736	
93	Bob Peake	0	S11O	Artic Silver	2010 Porsche Carrera S			46.223		46.544		45.804		46.184		45.965		45.877		48.416	2
55	Weyland Fat	0	S13O	Red	2017 Porsche 911			47.112		DNF		46.867		DNF		46.496		46.911		47.799	
625	Darrel Huckabay	0	S06O	Plat. Silver	2011 Porsche Boxster			48.607		DNF		47.268		47.307		46.955		46.729		47.742	
487	Feri Dizon	0	S07O	Red	2018 Porsche 718 cayman s			47.446		48.133		48.452	1	47.859		48.135		59.208		48.084	1
33	Matt Deter	0	S08O	Mirage Metallic	2000 Porsche 996			50.118		48.501		48.257		47.474		DNF		48.497		63.553	1
71	Scott Rasmussen	0	FUNO	White	Chevrolet Camaro			48.699		48.633		47.965		47.943		49.023		49.042		48.472	
872	Matt Petrali	1	P11O	Seal Grey	2005 Porsche Carrera S			50.661		48.314		48.231		47.803		48.715	1	48.068		DNF	
74	Cameron Pallotta	0	FUNO	Black	2017 Mazda Miata			50.662		53.303		49.653		49.452		49.275		48.103		48.280	
341	Alan Garcia	0	S06O	Black	2009 Porsche Cayman			50.061		48.683		49.100		48.068		49.132		48.869		48.769	
54	Barry Burr	0	FUNO	Interlagos Blue	2006 BMW 330i			51.620		50.677		49.528		49.128		48.827		48.104		48.450	
743	Wayne Guerin	0	S07O	Guards Red	2014 Porsche Cayman S			51.312		50.137		49.419		48.636		48.269		48.932		48.538	
933	Sebastien Chene	0	FUNO	Red	2002 Ford Mustang GT			53.776		50.180		49.056		50.601	1	49.736		48.772		48.357	
53	Joe Genshlea	1	S03O	Seal Grey	2006 Porsche Boxster			57.803	4	50.391		49.031		49.152	1	49.887		49.786		48.789	
339	Jakub Petro	0	FUNO	Red	2002 Ford Mustang GT			51.150		50.274		49.607		50.178		49.975		51.810		49.735	
83	Bret Barrow	0	P08O	Red	1984 Porsche Carrera			54.313		58.306	1	53.087	1	51.393		52.159		51.578		50.598	
98	Gina Genshlea	0	FUNW	Seal Grey	2006 Porsche Boxster			55.992		59.088		52.239	1	50.471		52.330		52.624		51.587	
51	James Burton	1	FUNO	Black	Porsche 911 Turbo			55.884	1	53.426	2	54.337	2	49.983		51.099		51.370		50.980	
6	Hector Chavez	0	P06O	Guards Red	1989 Porsche Carrera 4 (964)			61.219	2	51.115		51.832	2	52.788		51.629		52.811		59.476	
703	Scott Roberts	1	FUNO	Metallic Silver	2004 Porsche Boxster S			DNF		DNF		51.256		50.423		52.548		51.385		50.814	
59	Brian Sweeney	0	S10O	Black	2007 Porsche Carrera 4			52.066		51.704		52.563		53.797	2	51.565		51.471		51.987	1
393	Iliia Nikolaev	0	FUNO	Blue	2003 BMW M3			DNF		55.993		55.039		53.119		52.817		51.933		50.475	
715	Melinda Lincoln	0	S01O	Ocean blue	Porsche Boxster			80.504		56.674		53.623	1	50.745		51.194		51.098		51.604	
107	John Brosnahan	0	P08O	Gran Prix White	1984 Porsche 911 Carrera Cab			54.536	2	50.856		50.865		51.910		52.006	1	51.676		50.553	
20	Albert Dennis	1	FUNO	Gray	1973 Chevrolet Camaro			53.978	3	54.136		54.052		55.159	1	53.910	1	52.640	1	53.001	1
28	Vicki Fanucchi	1	S14W	Volcano Grey	2018 Porsche Macan GTS			54.538		52.561		52.690		52.602		52.593		52.191		51.964	
7	Robert Laliberte	1	S02O	Grey	2005 Porsche Boxster			55.445		54.912		54.274		52.928		53.105		53.319		52.092	
335	Deborah Guerin	0	FUNW	Deep Sea Blue	2013 BMW 335			64.919		56.250		54.850		53.636		53.113		54.143		53.002	
4	Chuck Sherman	0	FUNO	Blue	2004 Maserati Cambiocorsa			57.138		55.924		55.614		55.359		57.395		55.013		DNF	
67L	Joette Treiber	0	I04W	Red	Porsche 981 Boxster S			61.435		54.138		53.548		DNF							
95	Quan Tran	0	P07O	Oslo Blue	1978 Porsche 911SC			64.951		57.555		55.836		55.955		57.195		56.128		DNF	
1	Sergei Nikolaev	0	FUNO	Blue	2018 BMW M4			67.280		61.526		60.650		57.933		61.285		59.002		56.485	
19	Mardi Quain	1	FUNW	Champagne	2002 Porsche Carrera 4S			64.662		58.914		56.149		55.508							
111	Pamela Richards	0	FUNW	SapphireBlueMet	2015 Porsche 911 Turbo S			81.483		61.238		75.276	1	57.731	1	61.413	2	57.799		59.398	
9	Skip Quain	1	FUNO	Champagne	2002 Porsche Carrera 4S			65.003		63.065		60.513	1	61.249		DNF		60.972		DNF	



Driver	SRV Events	Class	Color	Vehicle	Run 8	Cones	Run 9	Cones
Steve Nieslony	0	M01O	Blue and white	1972 Porsche 914	46.558	3	43.108	
Ianny bowden	0	FUNO	White	2016 Chevrolet Corvette z06	43.894		43.896	
Collin Fat	0	I05O	Gray	2010 Porsche GT3	44.751		44.602	
Grady Carter	0	S10O	White	2013 Porsche 911	44.942			
Kent Treiber	0	I04O	Red	Porsche 981 Boxster S	45.984		45.191	
John Leet	0	S11O	Agate Grey	2012 Porsche 911S	44.966		45.643	
Alan Booth	0	P11O	White	2016 Porsche Boxster GTS	45.026		45.286	
Joy Nieslony	0	M01W	Blue and white	1972 Porsche 914	45.136		46.768	1
Greg Zajic	0	FUNO	Blue	2000 BMW M Roadster	46.538		45.837	
Mark Hansen	0	P16O	Black	2015 Porsche Cayman S	46.161		45.950	
Derek Boyd	0	FUNO	blk	2001 Mazda miata	45.721		45.516	
Tosh Yumae	0	S12O	Grey	2014 Porsche GT3	45.549		46.181	
David Schnitzer	0	P10O	Red	2003 Porsche 911	45.802			
Bob Peake	0	S11O	Artic Silver	2010 Porsche Carrera S	46.583		46.043	
Weyland Fat	0	S13O	Red	2017 Porsche 911	47.256		46.489	
Darrel Huckabay	0	S06O	Plat. Silver	2011 Porsche Boxster	47.184		46.984	
Feri Dizon	0	S07O	Red	2018 Porsche 718 cayman s	49.919	3	47.520	1
Matt Deter	0	S08O	Mirage Metallic	2000 Porsche 996	49.574		48.405	
Scott Rasmussen	0	FUNO	White	Chevrolet Camaro	47.747		47.665	
Matt Petrali	1	P11O	Seal Grey	2005 Porsche Carrera S	48.386		50.339	2
Cameron Pallotta	0	FUNO	Black	2017 Mazda Miata	47.938		48.193	
Alan Garcia	0	S06O	Black	2009 Porsche Cayman	49.325		48.498	
Barry Burr	0	FUNO	Interlagos Blue	2006 BMW 330i	49.378		51.125	2
Wayne Guerin	0	S07O	Guards Red	2014 Porsche Cayman S	48.276		48.667	
Sebastien Chene	0	FUNO	Red	2002 Ford Mustang GT	49.140		49.638	
Joe Genshlea	1	S03O	Seal Grey	2006 Porsche Boxster	49.965		48.425	
Jakub Petro	0	FUNO	Red	2002 Ford Mustang GT	50.315		50.181	
Bret Barrow	0	P08O	Red	1984 Porsche Carrera	49.766		50.040	
Gina Genshlea	0	FUNW	Seal Grey	2006 Porsche Boxster	50.357		49.834	
James Burton	1	FUNO	Black	Porsche 911 Turbo	52.052		51.870	
Hector Chavez	0	P06O	Guards Red	1989 Porsche Carrera 4 (964)	51.702		50.033	
Scott Roberts	1	FUNO	Metallic Silver	2004 Porsche Boxster S	51.082		50.034	
Brian Sweeney	0	S10O	Black	2007 Porsche Carrera 4	50.189		50.996	
Iliia Nikolaev	0	FUNO	Blue	2003 BMW M3	50.760		50.410	
Melinda Lincoln	0	S01O	Ocean blue	Porsche Boxster	50.909		50.510	
John Brosnahan	0	P08O	Gran Prix White	1984 Porsche 911 Carrera Cab	52.545		50.816	
Albert Dennis	1	FUNO	Gray	1973 Chevrolet Camaro	51.584		50.972	
Vicki Fanucchi	1	S14W	Volcano Grey	2018 Porsche Macan GTS	52.220		52.553	1
Robert Laliberte	1	S02O	Grey	2005 Porsche Boxster	52.639		68.959	
Deborah Guerin	0	FUNW	Deep Sea Blue	2013 BMW 335	57.608	2	55.203	
Chuck Sherman	0	FUNO	Blue	2004 Maserati Cambiocorsa	54.551		53.382	
Joette Treiber	0	I04W	Red	Porsche 981 Boxster S				
Quan Tran	0	P07O	Oslo Blue	1978 Porsche 911SC	56.877		54.992	1
Sergei Nikolaev	0	FUNO	Blue	2018 BMW M4	55.904		55.212	
Mardi Quain	1	FUNW	Champagne	2002 Porsche Carrera 4S				
Pamela Richards	0	FUNW	SapphireBlueMet	2015 Porsche 911 Turbo S	58.512		56.090	
Skip Quain	1	FUNO	Champagne	2002 Porsche Carrera 4S	DNF			