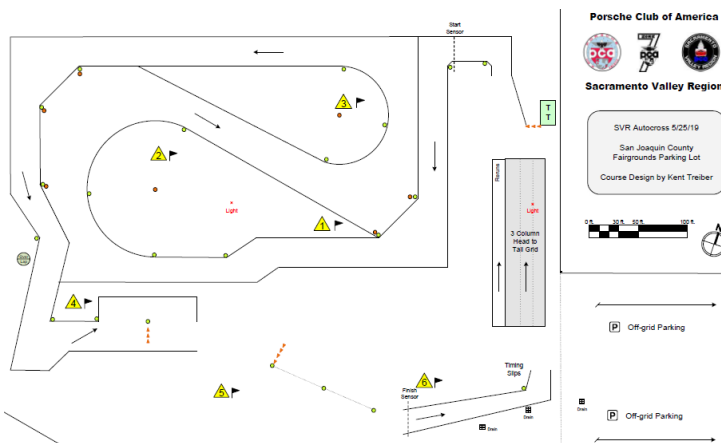


May 25 2019 SVR Autocross #2

The weather cooperated once again and we had nice weather for our event of the SVR season. The temperatures were reasonable and the slight breeze kept things very comfortable in the shade. Setup went smoothly, the timing system worked fairly well but there were a few that enjoyed the re-run conga line as a number of runs were not captured as planned. Challenges were resolved and we continued as expected. Thanks to the many Autocross team members and other volunteers that showed up around 7AM to ensure that everything got off to a good start.

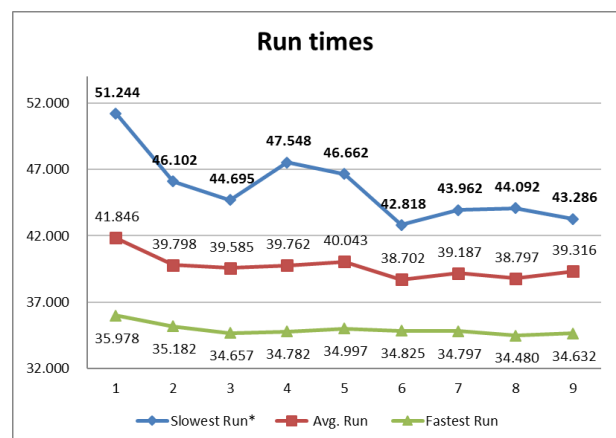
We had a strong showing for our second event with 58 drivers with quite a few joining us from other SVR regions. I don't have an official count but believe that a good 1/3 of the drivers had attended 3 or fewer autocross events so our coaches (free of charge) were quite busy. If you are one of the drivers attending your first few events, PLEASE reach out to us and let us know what we did well and of course how can help make your experience even better for next time. We look forward to your input (autocross@svr-pca.org)



For our second event of the season we enjoyed yet another challenging course, titled "Easy Until It's Not" designed by our SVR "evil genius" Kent Treiber. Genius for the great courses, evil for the turn at the end of the straight near station four. That was NOT cool. The course started out with a nice turn rolling into a set of straights and two large circles that wove nicely into a large S, that had a decreasing radius before another set of two straights, followed by the HARD BREAKING left hand turn (noted as the evil earlier), then into a Chicago box followed by an offset slalom just before the finish line. All of this led to a good

mixture of speed and finesse and left you with options allowing you to try different lines going in and out of various areas to find that good feeling line, even though the "evil turn". There was a good mix of items that required you to combine the transitions well so you were lined up for the next one... miscalculations lead to slower times. Nice job on the design... except for that one corner! (everyone's a critic... if you want to try your hand at course design... raise it... we'll work with you autocross@svr-pca.org)

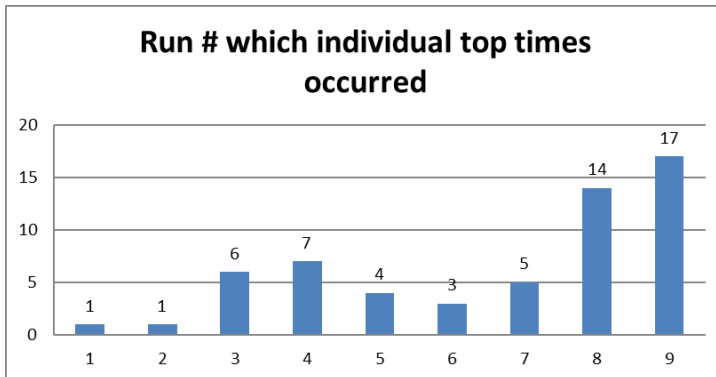
Average Times: Average run times dropped quickly to the 39's after the first run group cleaned all the slick dust and grime off the course. Things moved up and down a little for the remainder of the day with a strong improvement showing in run six and slightly higher for the rest of the afternoon. While many drivers achieved their best runs at the end of the day those better times were offset by some delightfully slow times (aka fun to watch) caused by overexuberance, poor line choices leading to cone squashing excursions (evil laugh), and even a few people that decided to cross the finish line with the rear tires first or completely sideways (not the fastest way to do things but definitely fun for the spectators to watch).



Top Times of Day: We had a significant number of drivers getting their top times in the afternoon with 75% of drivers getting their TTOD in the afternoon. We had a larger than usual 29% getting top time on the final run of the day followed quickly by big smiles and clapping and at times a few DOH's as the newly posted time changed the tide of some of the "personal" match ups (e.g. Jurgen who was happy because Brian shaved off nearly a second on final run only to realize that Brian's time was a 0.176 seconds faster than his best time for the day.)

May 25 2019 SVR Autocross #2

Men's Top Time: Top time of day changed hands a number of times during the day. We only had four people break into the 34 second or lower range during the day. Lanny Bowden set the bar with a first run time of 35.987. Grady Carter was keeping the pressure on with a first run time of 36.161. Lanny reset the bar by shaving off nearly $\frac{3}{4}$ of a second bringing in a 35.182. Carl Winkler jumped into the fray and squealed into the top spot with a time of 35.123 but that was short lived as Derek Hui was the first to dip into the sub 35's with a time



of 34.657 with both Lanny dipping in at 34.782 and Himanshu Patel 34.997 hot on his heels. Derek held the top spot and then pulled went a bit faster on his 7th run with a time of 34.480. Feri Dizon tied together a great run, also dipping in to the 34's on his final run but was a bit shy of the top spot with a time of 34.756. It was a waiting game for Derek to see if any of the previous contenders would stitch all the turns together in magic run. As the last car crossed the line for the day, Derek was still holding the top spot.

Ladies Top Time: For the ladies top time we had a first run time and target set by Meg Conkling of 39.692. Joy Nieslony took the lead on her second run with a time of 38.195. Meg countered with a second run time of 37.845 and shaved a bit off each run through run four where she tied together her best run of the day with a time of 37.076. That would hold until the 9th and final run when Joy turned off the PSM for another run and showed the car that it was holding her back and snatched the top spot with a time of 37.001

PAX (Performance Adjustment Index) is an adjusted top time based on assigned handicaps based on vehicle make/model/year and level of modification and handicaps are based on actual performance of cars in multiple PCA AX events over the years. The adjustment allows for comparison of times on a more even playing field. Top 5 PAX times of for our PCA members were close but Grady Carter (P15-2002 Boxster S) had a solid 9th run putting him into the first PAX spot with a time of 34.432. Brian Sampson (P10-2013 991.1 C2) in 2nd at 33.218 with Himanshu Patel (P16 2014 Cayman S) at 33.352, Jurgen Shestani (P10 991.1 C2) with 33.382 and Carl Winkler (P16 2015 Cayman S) at 33.472.

Fun Stuff:

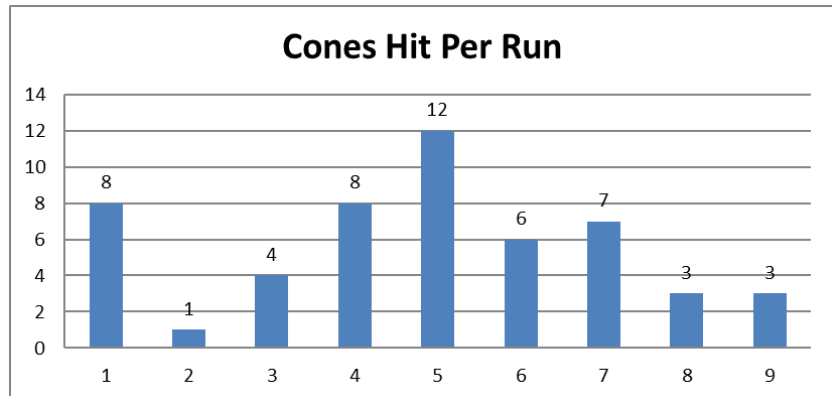
Most Improved: Below are the individuals that showed strong improvements between first reasonable run (run one or two) and best run. The average participant saw an average of about 4% which equates to around 1.75 seconds. The biggest improvement came from Julie Dodd at 14% or 7.2 seconds during the day with a best time of 44.092. Deborah Guerin 10% during the day and shaved off 4.7 seconds with a best time of 41.637. Brian McGunity 10% and a best time of 41.468, Tim Zajic 9% and time of 37.209, Mardi Quain 8% and best time of 41.562, Lynne Sperry 7% and best time of 40.795, and Samantha Guerin 7% with 42.812. Wonderful job everyone.

Consistency: One of fun measures is who's the most consistent. This takes your three best runs of the day and determines a standard deviation for those runs. The lower the value, the more consistent your runs were. Lanny Bowden varied by a mere 18/1000 of a second. Artem Rakhov 30/1000 of a second difference followed by Bret Barrow at 0.056, and Bob Peak and Greg Matsumoto both at 60/1000.

May 25 2019 SVR Autocross #2

Coneage: We ended up with a Mere 52 cones bumped out of the box, thrown in the air or downright squashed. This is down 30% from our first event of the season. Things started looking bad for the condes but dropped occasionally but then spiked again. More or less we never gave them a run when they could feel comfortable.

Cone King and Queen: Be aware, we do NOT recognize for avoiding cones, so please don't look for your name here if you were successful in those endeavors. We ended up with a record 36 cone dodging individuals who managed to avoid hitting any cones (*Please keep the course workers from getting bored... hit some cones*). The remaining 23 were responsible for the quivering cones and keeping the course workers awake. **The King and Queen awards come with a crown magnet that you "get to" put on your vehicle for the next event!**



Cone King: We had two individuals vying for this... uh... award... Weyland Fat and Gino Cortopasi. At lunch time both Weyland and Alan were not even looking to be in the running but on their fifth run each took out a few more cones putting them at the top. Weyland had two and Gino 3. Weyland took out two more for good measure in his next run, but gino with a slight lead after the fifth run went for the consistency award and took out one cone each run for his final three runs. *PS – the King magnet has gone missing... if you know of its whereabouts there will be an award available... perhaps an extra run at a future event.* Hopefully we can find the King magnet for our next event. Please note that if the winner is not present at the next event the magnet will fall to the next eligible recipient. This will help the course workers wake up when they see the magnet approaching the start line.

Queen – No battle here. We have one and only one contender for the award. Our recipient is no stranger to this award and was coneless through run three but on run four took out four cones on one run. I wish I'd seen that... 😊. We do have the queen magnet so will be looking forward to seeing it adorning Samantha Guerin's car at our next event.

AX Improving your times—Don't forget that the SVR autocross team is here to help you continue improving your car handling skills so PLEASE reach out to members of the AX team for input, advice, or coaching as you continue honing your skills. Coaching is not for just the NEW drivers, it's for everyone. If you've hit "that plateau" let us know. We're happy to help and if requested ride along and provide additional coaching or suggestions for fine tuning of your driving as you skills progress. Our instructors frequently ride in each other's cars and provide pointers or ideas. Reach out to us.

We look forward to seeing you at future events in our 2019 season. Registration will be open **soon** for the June 29th SVR Autocross #3.

Your PCA Sacramento Valley Autocross team

SVR Autocross - 05/25/2019

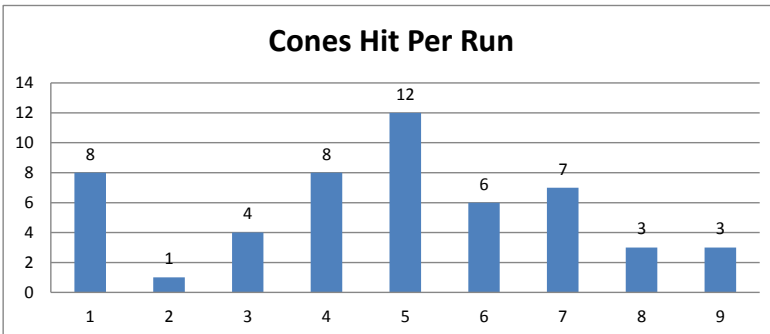
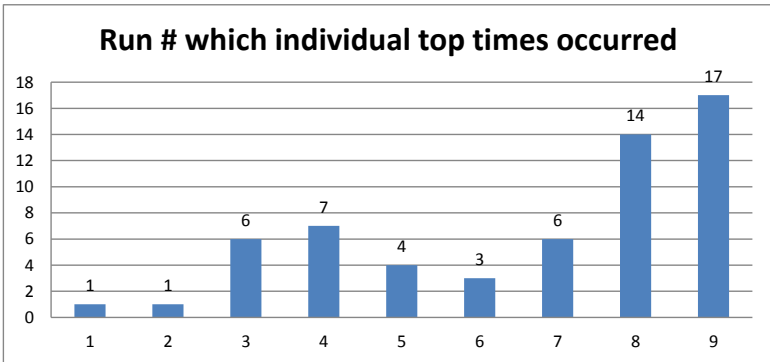
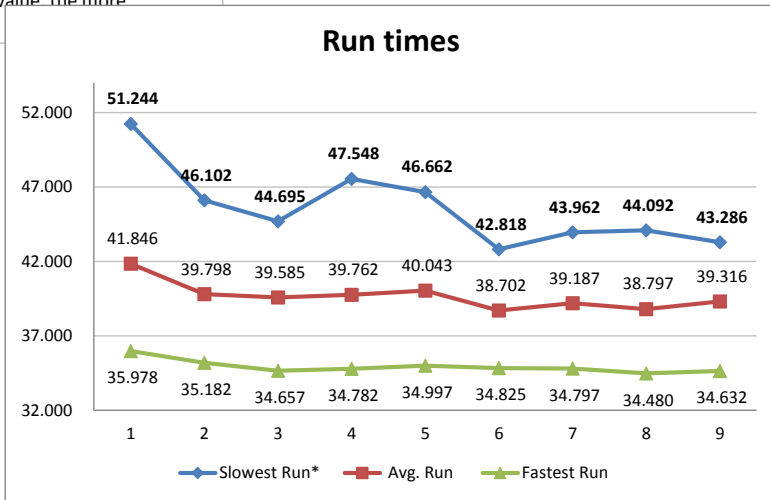
	Best	Driver	Car #	Vehicle	Class	Color
1	34.480	Derek Hui	427	2017 CHEVROLET CORVETTE GRANI	FUN	WHITE
2	34.756	Feri Dizon	487	2018 PORSCHE 718 CAYMAN S	P11-O	RED
3	34.782	Ianny bowden	73	2016 CHEVROLET CORVETTE Z06	FUN	WHITE
4	34.997	Himanshu Patel	48	2014 PORSCHE CAYMAN S	P16-O	SILVER
5	35.123	Carl Winkler	66	2015 PORSCHE CAYMAN S	P16-O	SAPPHIRE BLUE M
6	35.214	Grady Carter	919	2002 PORSCHE BOXSTER S	P15-O	BLACK
7	35.281	Alan Booth	145	2016 PORSCHE BOXSTER GTS	P11-O	WHITE
8	35.529	John Leet	85	2012 PORSCHE 911S	S11-O	AGATE GREY
9	35.530	Collin Fat	45	2010 PORSCHE GT3	I05-O	GRAY
10	35.603	Brian Sampson	361	2013 PORSCHE 991.1 C2	P10-O	AQUA BLUE
11	35.708	Derek Boyd	912	2001 MAZDA MIATA	FUN	BLK
12	35.718	Mark Hansen	43	2015 PORSCHE CAYMAN S	P16-O	BLACK
13	35.779	Jurgen Shestani	360	2013 PORSCHE 991.1 C2	P10-O	AQUA BLUE
14	35.958	Greg Zajic	323	1991 BMW Z3 M	FUN	BLUE
15	36.033	Greg Darrien	71		FUN	
16	36.060	Artem Rakhov	586	2014 CHEVY CORVETES	FUN	MAROON
17	36.073	Bob Peake	93	2010 PORSCHE CARRERA S	S11-O	ARTIC SILVER
18	36.323	Lloyd Feaver	5	2003 PORSCHE BOXSTER S	FUN	LAGOON GREEN
19	36.346	Matt Deter	33	2007 PORSCHE CAYMAN S	P16-O	WHITE
20	36.427	Weyland Fat	55	2017 PORSCHE 911	S13-O	RED
21	36.452	Steven Smith	888	2002 CHEVROLET CORVETTE Z06	FUN	ARREST ME RED
22	36.455	David Cortopassi	1	0 TOYOTA 86	FUN	BLUE
23	36.540	Greg Matsumoto	108	2007 PORSCHE 911S	P11-O	MIDNIGHT BLUE
24	36.553	Ronald Ongjoco	121	2009 PORSCHE CARRERA	P10-O	WHITE
25	36.575	Michael Gleaton	337	1990 MAZDA MIATA	FUN	RED
26	36.606	Tosh Yumae	2	2014 PORSCHE GT3	S12-O	GREY
27	36.626	Alan Garcia	341	2009 PORSCHE CAYMAN	S06-O	BLACK
28	36.662	David Schnitzer	17	2003 PORSCHE 911	P08-O	RED
29	36.699	Wayne Guerin	743	2014 PORSCHE CAYMAN S	S07-O	GUARDS RED
30	37.001	Joy Nieslony	21L	2007 PORSCHE CAYMAN S	P16-W	WHITE
31	37.076	Meg Conkling	5L	2003 PORSCHE BOXSTER S	FUN	LAGOON GREEN
32	37.209	Tim Zajic	3235	1991 BMW Z3 M	FUN	BLUE
33	37.287	Darrel Huckabay	625	2011 PORSCHE BOXSTER	S06-O	PLAT. SILVER
34	37.348	Kunal Patel	49	2014 PORSCHE CAYMAN S	P16-O	SILVER
35	37.826	Joe Genshlea	98	2006 PORSCHE BOXSTER	FUN	SEAL GREY
36	37.997	Deon Becic	12	2003 PORSCHE 911 C2	FUN	SEAL GRAY
37	38.185	Don Rathbone	11	2017 PORSCHE CARRERA S	FUN	MIAMI BLUE
38	38.581	Bret Barrow	83	1984 PORSCHE CARRERA	P08-O	RED
39	38.597	Kelsey Leet	851	2012 PORSCHE 911S	S11-W	AGATE GREY
40	38.942	Dennis Fay	47	2016 PORSCHE 911 TURBO	FUN	WHITE
41	39.152	Scott Roberts	703	2004 PORSCHE BOXSTER S	S05-O	METALLIC SILVER
42	39.894	Melinda Lincoln	715	0 PORSCHE BOXSTER	S01-O	OCEAN BLUE
43	39.971	John Brosnahan	107	1984 PORSCHE 911 CARRERA CAB	P08-O	GRAN PRIX WHITE
44	40.022	Albert Dennis	70	1973 CHEVROLET CAMARO	FUN	GRAY
45	40.305	Hector Chavez	9	1989 PORSCHE CARRERA 4 (964)	P06-O	GUARDS RED
46	40.739	Gino Cortopassi	86	2018 BMW M3	FUN	BLUE
47	40.795	Lynne Sperry	76	2014 MAZDA MIATA	FUN	METEOR GRAY
48	40.994	Ted Gaines	58	0 PORSCHE BOXSTER	FUN	YELLOW
49	41.236	Joe VanSickle	7	0 VOLKSWAGEN BEETLE	FUN	YELLOW
50	41.468	Brian Mcgunity	58X		FUN	
51	41.468	Ken Edgar	31	2008 CHEVROLET CORVETTE	FUN	RED
52	41.562	Mardi Quain	19	2002 PORSCHE CARRERA 4S	FUN	CHAMPAGNE
53	41.637	Deborah Guerin	335	2013 BMW 335	FUN	DEEP SEA BLUE
54	41.982	Reuben Rivera	53	1973 PORSCHE 914-2.0L	S01-O	NEPAL ORANGE
55	42.812	Samantha Guerin	383	2014 PORSCHE CAYMAN S	S07-W	GUARDS RED
56	44.092	Julie Dodd	401	2015 PORSCHE BOXSTER	S06-W	WHITE
57	44.186	David Dodd	40	2015 PORSCHE BOXSTER	S06-O	WHITE
58	46.618	Skip Quain	91	2002 PORSCHE CARRERA 4S	FUN	CAMPAGNE

PAX	Best	Driver	Car #	Vehicle	Class
32.432	35.214	Grady Carter	919	2002 PORSCHE BOXSTER S	P15-O
33.218	35.603	Brian Sampson	361	2013 PORSCHE 991.1 C2	P10-O
33.352	34.997	Himanshu Patel	48	2014 PORSCHE CAYMAN S	P16-O
33.382	35.779	Jurgen Shestani	360	2013 PORSCHE 991.1 C2	P10-O
33.472	35.123	Carl Winkler	66	2015 PORSCHE CAYMAN S	P16-O
33.476	36.626	Alan Garcia	341	2009 PORSCHE CAYMAN	S06-O
33.575	35.529	John Leet	85	2012 PORSCHE 911S	S11-O
33.710	39.894	Melinda Lincoln	715	0 PORSCHE BOXSTER	S01-O
33.729	36.662	David Schnitzer	17	2003 PORSCHE 911	P08-O
33.783	34.756	Feri Dizon	487	2018 PORSCHE 718 CAYMAN S	P11-O
34.039	35.718	Mark Hansen	43	2015 PORSCHE CAYMAN S	P16-O
34.080	37.287	Darrel Huckabay	625	2011 PORSCHE BOXSTER	S06-O
34.089	36.073	Bob Peake	93	2010 PORSCHE CARRERA S	S11-O
34.104	36.553	Ronald Ongjoco	121	2009 PORSCHE CARRERA	P10-O
34.179	37.850	Matt Deter	33	2000 PORSCHE 996	S08-O
34.293	35.281	Alan Booth	145	2016 PORSCHE BOXSTER GTS	P11-O
34.460	36.699	Wayne Guerin	743	2014 PORSCHE CAYMAN S	S07-O
34.638	36.346	Matt Deter	33	2007 PORSCHE CAYMAN S	P16-O
35.262	37.001	Joy Nieslony	21L	2007 PORSCHE CAYMAN S	P16-W
35.325	36.606	Tosh Yumae	2	2014 PORSCHE GT3	S12-O
35.371	36.427	Weyland Fat	55	2017 PORSCHE 911	S13-O
35.393	39.152	Scott Roberts	703	2004 PORSCHE BOXSTER S	S05-O
35.459	35.530	Collin Fat	45	2010 PORSCHE GT3	I05-O
35.475	41.982	Reuben Rivera	53	1973 PORSCHE 914-2.0L	S01-O
35.495	38.581	Bret Barrow	83	1984 PORSCHE CARRERA	P08-O
35.517	36.540	Greg Matsumoto	108	2007 PORSCHE 911S	P11-O
35.593	37.348	Kunal Patel	49	2014 PORSCHE CAYMAN S	P16-O
36.474	38.597	Kelsey Leet	851	2012 PORSCHE 911S	S11-W
36.773	39.971	John Brosnahan	107	1984 PORSCHE 911 CARRERA CAB	P08-O
37.040	40.305	Hector Chavez	9	1989 PORSCHE CARRERA 4 (964)	P06-O
40.200	42.812	Samantha Guerin	383	2014 PORSCHE CAYMAN S	S07-W
40.300	44.092	Julie Dodd	401	2015 PORSCHE BOXSTER	S06-W
40.386	44.186	David Dodd	40	2015 PORSCHE BOXSTER	S06-O

Just for Fun --- Standard Deviation: Indication of mean value of your best three runs. The lower t

Total Cones		Standard Deviation				
Maimed	Driver	Driver	Best	2nd Best	3rd Best	Standard Deviation
8	Gino Cortopassi	Ianny bowden	34.782	34.807	34.817	0.018
5	Weyland Fat	Artem Rakhov	36.060	36.107	36.117	0.030
4	Samantha Guerin	Bret Barrow	38.581	38.646	38.692	0.056
3	Collin Fat	Bob Peake	36.073	36.142	36.192	0.060
	Derek Hui	Greg Matsumoto	36.540	36.628	36.654	0.060
	Greg Zajic	David Schnitzer	36.662	36.724	36.809	0.074
	John Leet	Greg Zajic	35.958	35.978	36.113	0.084
	Tim Zajic	Derek Hui	34.480	34.632	34.657	0.096
2	Brian Mcgunity	Alan Booth	35.281	35.446	35.454	0.098
	Deon Becic	Deon Becic	37.997	38.158	38.225	0.117
	Derek Boyd	Himanshu Patel	34.997	35.205	35.225	0.126
	Matt Deter	Darrel Huckabay	37.287	37.479	37.533	0.129
	Tosh Yumae	Grady Carter	35.214	35.356	35.478	0.132
1	Darrel Huckabay	Hector Chavez	40.305	40.425	40.590	0.143
	David Dodd	Michael Gleaton	36.575	36.718	36.874	0.150
	Don Rathbone	Carl Winkler	35.123	35.124	35.385	0.151
	Greg Matsumoto	Ken Edgar	41.468	41.472	41.733	0.152
	Kelsey Leet	Collin Fat	35.530	35.536	35.809	0.159
	Lynne Sperry	Weyland Fat	36.427	36.700	36.742	0.171
	Melinda Lincoln	Samantha Guerin	42.812	43.056	43.142	0.171
	Reuben Rivera	Scott Roberts	39.152	39.447	39.507	0.190
	Scott Roberts	Derek Boyd	35.708	35.962	36.101	0.199
	Wayne Guerin	Tosh Yumae	36.606	36.936	36.975	0.203
-	Alan Booth	Mark Hansen	35.718	35.821	36.134	0.217
	Alan Garcia	Jurgen Shestani	35.779	36.142	36.249	0.246
	Albert Dennis	Ronald Ongjoco	36.553	36.766	37.052	0.250
	Artem Rakhov	Feri Dizon	34.756	35.190	35.203	0.254
	Bob Peake	Albert Dennis	40.022	40.119	40.512	0.259
	Bret Barrow	Julie Dodd	44.092	44.291	44.611	0.262
	Brian Sampson	John Brosnahan	39.971	40.051	40.459	0.262
	Carl Winkler	Lloyd Feaver	36.323	36.612	36.909	0.293
	David Cortopassi	John Leet	35.529	35.857	36.175	0.323
	David Schnitzer	Reuben Rivera	41.982	42.471	42.592	0.323
	Deborah Guerin	Lynne Sperry	40.795	41.340	41.370	0.324
	Dennis Fay	Don Rathbone	38.185	38.399	38.840	0.334
	Feri Dizon	Greg Darrien	38.033	36.589	36.639	0.336
	Grady Carter	Tim Zajic	37.209	37.282	37.851	0.351
	Greg Darrien	Matt Deter	37.850	38.441	38.477	0.352
	Hector Chavez	Joe Genshlea	37.826	38.068	38.537	0.361
	Himanshu Patel	Joy Nieslony	37.001	37.482	37.710	0.362
	Joe Genshlea	Alan Garcia	36.626	37.180	37.361	0.383
	Joe VanSickle	Dennis Fay	38.942	39.361	39.713	0.386
	John Brosnahan	Gino Cortopassi	40.739	41.208	41.521	0.394
	Joy Nieslony	Meg Conkling	37.076	37.723	37.845	0.413
	Julie Dodd	Kelsey Leet	38.597	39.316	39.332	0.420
	Jurgen Shestani	Melinda Lincoln	39.894	40.620	40.659	0.431
	Ken Edgar	Skip Quain	46.618	46.956	47.479	0.434
	Kunal Patel	Wayne Guerin	36.699	37.277	37.651	0.480
	Ianny bowden	Brian Sampson	35.603	36.358	36.533	0.494
	Lloyd Feaver	Joe VanSickle	41.236	41.415	42.270	0.553
	Mardi Quain	Kunal Patel	37.348	38.079	38.455	0.563
	Mark Hansen	Deborah Guerin	41.637	42.589	42.641	0.565
	Matt Deter	Mardi Quain	41.562	42.220	42.694	0.568
	Meg Conkling	Brian Mcgunity	41.468	42.470	42.662	0.641
	Michael Gleaton	Ted Gaines	40.994	41.613	42.313	0.660
	Ronald Ongjoco	David Cortopassi	36.455	37.245	37.929	0.738
	Skip Quain	David Dodd	44.186	45.004	46.125	0.973
	Steven Smith	Steven Smith	36.452	37.448	39.858	1.751
	Ted Gaines					

the variance of the from the
the value. the more



Car #	Driver	SRV Events	Class	Color	Vehicle	Region	Run Group	Run 1	Cones	Run 2	Cones	Run 3	Cones	Run 4	Cones	Run 5	Cones	Run 6	Cones	Run 7	Cones
145	Alan Booth		P11-O	WHITE	2016 PORSCHE BOXSTER GTS			36.717	0	36.285	0	DNF	0	36.217	0	35.446	0	35.596	0	35.710	0
341	Alan Garcia		S06-O	BLACK	2009 PORSCHE CAYMAN			38.437	0	37.361	0	38.349	0	40.049	0	38.290	0	38.813	0	38.198	0
70	Albert Dennis		FUN	GRAY	1973 CHEVROLET CAMARO			40.512	0	41.004	0	40.022	0	40.749	0	42.090	0	40.711	0	40.119	0
586	Artem Rakhov		FUN	MAROON	2014 CHEVY CORVETES			37.902	0	36.439	0	36.303	0	36.060	0	36.839	0	36.174	0	36.117	0
93	Bob Peake		S11-O	ARTIC SILVER	2010 PORSCHE CARRERA S			DNF	0	DNF	0	36.378	0	36.683	0	36.473	0	36.142	0	36.073	0
83	Bret Barrow		P08-O	RED	1984 PORSCHE CARRERA			41.235	0	39.537	0	38.646	0	39.115	0	39.040	0	38.692	0	39.072	0
58X	Brian McGunity		FUN					DNF	0	46.102	0	44.695	0	47.548	1	44.958	0	42.662	0	42.470	0
361	Brian Sampson		P10-O	AQUA BLUE	2013 PORSCHE 991.1 C2			41.342	0	37.373	0	37.633	0	37.301	0	36.670	0	36.533	0	36.358	0
66	Carl Winkler		P16-O	SAPPHIRE BLUE M	2015 PORSCHE CAYMAN S			36.571	0	35.385	0	35.124	0	35.123	0	35.411	0	35.587	0	35.526	0
45	Collin Fat		I05-O	GRAY	2010 PORSCHE GT3			37.082	1	35.963	0	35.530	0	38.786	2	37.105	0	35.940	0	35.536	0
625	Darrel Huckabay		S06-O	PLAT. SILVER	2011 PORSCHE BOXSTER			54.495	0	37.533	0	38.157	0	37.656	0	37.479	0	37.621	0	38.969	1
1	David Cortopassi		FUN	BLUE	0 TOYOTA 86			39.822	0	39.375	0	39.117	0	38.339	0	38.379	0	38.881	0	37.929	0
40	David Dodd		S06-O	WHITE	2015 PORSCHE BOXSTER			53.239	0	49.217	0	64.608	1	46.125	0	46.662	0	47.741	0	46.484	0
17	David Schnitzer		P08-O	RED	2003 PORSCHE 911			39.917	0	38.315	0	37.686	0	37.208	0	37.115	0	36.724	0	36.809	0
335	Deborah Guerin		FUN	DEEP SEA BLUE	2013 BMW 335			50.194	0	46.314	0	43.775	0	42.589	0	44.393	0	43.241	0	43.317	0
47	Dennis Fay		FUN	WHITE	2016 PORSCHE 911 TURBO			46.380	0	44.238	0	DNF	0	41.973	0	42.926	0	41.187	0	39.713	0
12	Deon Becic		FUN	SEAL GRAY	2003 PORSCHE 911 C2			39.139	0	38.736	0	38.158	0	40.370	0	50.929	1	38.225	0	37.997	0
912	Derek Boyd		FUN	BLK	2001 MAZDA MIATA			59.931	0	36.191	0	36.335	0	36.467	0	35.708	0	36.101	0	36.787	1
427	Derek Hui		FUN	WHITE	2017 CHEVROLET CORVETTE GRAND SPORT			38.627	2	36.260	1	34.657	0	34.856	0	35.574	0	34.825	0	34.797	0
11	Don Rathbone		FUN	MIAMI BLUE	2017 PORSCHE CARRERA S			44.176	1	39.305	0	39.081	0	39.424	0	40.372	0	38.840	0	38.399	0
487	Feri Dizon		P11-O	RED	2018 PORSCHE 718 CAYMAN S			37.498	0	37.742	0	36.573	0	35.728	0	35.875	0	35.203	0	35.528	0
86	Gino Cortopassi		FUN	BLUE	2018 BMW M3			43.540	1	43.161	0	43.343	1	42.098	0	44.939	3	41.521	0	43.030	1
919	Grady Carter		P15-O	BLACK	2002 PORSCHE BOXSTER S			36.161	0	36.187	0	36.328	0	35.356	0	35.478	0	35.356	0	35.623	0
71	Greg Darrien		FUN					38.026	0	37.108	0	36.986	0	38.118	0	36.796	0	36.589	0	36.724	0
108	Greg Matsumoto		P11-O	MIDNIGHT BLUE	2007 PORSCHE 911S			37.955	1	36.628	0	36.872	0	36.661	0	37.285	0	36.540	0	37.184	0
323	Greg Zajic		FUN	BLUE	1991 BMW Z3 M			37.966	1	37.233	0	35.958	0	39.048	1	36.931	1	35.978	0	37.014	0
9	Hector Chavez		P06-O	GUARDS RED	1989 PORSCHE CARRERA 4 (964)			41.391	0	40.846	0	40.935	0	40.305	0	49.321	0	40.425	0	40.836	0
48	Himanshu Patel		P16-O	SILVER	2014 PORSCHE CAYMAN S			36.229	0	35.878	0	36.079	0	35.205	0	34.997	0	35.298	0	35.225	0
98	Joe Genshlea		FUN	SEAL GREY	2006 PORSCHE BOXSTER			40.128	0	39.065	0	39.248	0	39.007	0	39.139	0	39.068	0	38.068	0
7	Joe VanSickle		FUN	YELLOW	0 VOLKSWAGEN BEETLE			42.312	0	42.270	0	41.236	0	41.415	0						
107	John Brosnahan		P08-O	GRAN PRIX WHITE	1984 PORSCHE 911 CARRERA CAB			43.681	0	40.894	0	DNF	0	41.347	0	39.971	0	40.917	0	40.459	0
85	John Leet		S11-O	AGATE GREY	2012 PORSCHE 911S			36.218	0	37.091	0	36.175	0	35.857	0	37.005	1	38.708	2	35.529	0
21L	Joy Nieslony		P16-W	WHITE	2007 PORSCHE CAYMAN S			41.082	0	38.195	0	38.279	0	37.710	0	37.868	0	37.482	0	38.334	0
401	Julie Dodd		S06-W	WHITE	2015 PORSCHE BOXSTER			58.118	0	52.565	0	51.296	0	47.735	0	46.297	0	44.291	0	44.611	0
360	Jurgen Shestani		P10-O	AQUA BLUE	2013 PORSCHE 991.1 C2			37.089	0	36.480	0	36.249	0	35.779	0	36.563	0	36.397	0	37.033	0
851	Kelsey Leet		S11-W	AGATE GREY	2012 PORSCHE 911S			45.681	0	40.867	0	42.729	1	39.565	0	39.727	0	39.560	0	39.332	0
31	Ken Edgar		FUN	RED	2008 CHEVROLET CORVETTE			41.468	0	DNF	0	DNF	0	DNF	0	DNF	0	DNF	0	42.913	0
49	Kunal Patel		P16-O	SILVER	2014 PORSCHE CAYMAN S			39.774	0	39.082	0	39.443	0	43.680	0	38.079	0	38.646	0	39.363	0
73	Ianny bowden		FUN	WHITE	2016 CHEVROLET CORVETTE Z06			35.978	0	35.182	0	35.231	0	34.782	0	35.595	0	35.168	0	34.807	0
5	Lloyd Feaver		FUN	LAGOON GREEN	2003 PORSCHE BOXSTER S			36.612	0	36.323	0	37.746	0	36.909	0						
76	Lynne Sperry		FUN	METEOR GRAY	2014 MAZDA MIATA			47.056	0	44.081	0	43.385	0	42.521	0	42.386	0	40.795	0	42.859	1
19	Mardi Quain		FUN	CHAMPAGNE	2002 PORSCHE CARRERA 4S			DNF	0	45.257	0	44.967	0	42.694	0	43.354	0	41.562	0	DNF	0
43	Mark Hansen		P16-O	BLACK	2015 PORSCHE CAYMAN S			36.975	0	36.815	0	36.264	0	36.364	0	35.718	0	36.134	0	35.821	0
33	Matt Deter		S08-O	MIRAGE METALLIC	2000 PORSCHE 996			38.441	0	38.477	0	47.163	0	50.217	0	45.290	1	39.758	1	37.850	0
5L	Meg Conkling		FUN	LAGOON GREEN	2003 PORSCHE BOXSTER S			39.692	0	37.845	0	37.723	0	37.076	0						
715	Melinda Lincoln		S01-O	OCEAN BLUE	0 PORSCHE BOXSTER			43.250	0	42.839	0	DNF	0	DNF	0	54.788	1	40.659	0	40.722	0
337	Michael Gleaton		FUN	RED	1990 MAZDA MIATA			39.530	0	38.488	0	37.670	0	55.454	0	38.102	0	37.879	0	36.874	0
53	Reuben Rivera		S01-O	NEPAL ORANGE	1973 PORSCHE 914-2.0L			47.895	0	42.730	0	42.592	0	41.982	0	44.594	0	42.471	0	43.962	0
121	Ronald Ongjoco		P10-O	WHITE	2009 PORSCHE CARRERA			38.311	0	37.321	0	37.465	0	37.377	0	37.219	0	37.052	0	36.766	0
383	Samantha Guerin		S07-W	GUARDS RED	2014 PORSCHE CAYMAN S			49.568	0	45.898	0	43.142	0	48.957	4	43.279	0	44.564	0	42.812	0
703	Scott Roberts		S05-O	METALLIC SILVER	2004 PORSCHE BOXSTER S			41.779	0	40.396	0	40.264	0	40.433	0	39.507	0	40.716	1	39.152	0
91	Skip Quain		FUN	CAMPAGNE	2002 PORSCHE CARRERA 4S			51.244	0	48.925	0	DNF	0	DNF	0	46.956	0	DNF	0	47.507	0
888	Steven Smith		FUN	ARREST ME RED	2002 CHEVROLET CORVETTE Z06			39.858	0	37.448	0	36.452	0	41.968	0						
58	Ted Gaines		FUN	YELLOW	0 PORSCHE BOXSTER			43.663	0	43.271	0	42.673	0	42.429	0	41.613	0	42.818	0	42.313	0
3235	Tim Zajic		FUN	BLUE	1991 BMW Z3 M			41.727	0	40.739	0	39.096	0	37.929	0	37.851	0	37.282	0	60.529	3
2	Tosh Yumae		S12-O	GREY	2014 PORSCHE GT3			38.329	0	36.936	0	36.606	0	37.218	0	40.205	2	37.051	0	37.375	0
743	Wayne Guerin		S07-O	GUARDS RED	2014 PORSCHE CAYMAN S			43.727	1	DNF	0	DNF	0	38.373	0	38.285	0	37.703	0	37.651	0
55	Weyland Fat		S13-O	RED	2017 PORSCHE 911			37.835	0	37.322	0	38.434	1	36.983	0	39.392	2	38.699	2	36.700	0

Driver	SRV Events	Class	Color	Vehicle	Run 8	Cones	Run 9	Cones
Alan Booth		P11-O	WHITE	2016 PORSCHE BOXSTER GTS	35.281	0	35.454	0
Alan Garcia		S06-O	BLACK	2009 PORSCHE CAYMAN	37.180	0	36.626	0
Albert Dennis		FUN	GRAY	1973 CHEVROLET CAMARO	40.751	0	40.962	0
Artem Rakhov		FUN	MAROON	2014 CHEVY CORVETES	37.059	0	36.107	0
Bob Peake		S11-O	ARTIC SILVER	2010 PORSCHE CARRERA S	37.212	0	36.192	0
Bret Barrow		P08-O	RED	1984 PORSCHE CARRERA	38.581	0	38.851	0
Brian Mcgunity		FUN			43.897	1	41.468	0
Brian Sampson		P10-O	AQUA BLUE	2013 PORSCHE 991.1 C2	36.596	0	35.603	0
Carl Winkler		P16-O	SAPPHIRE BLUE M	2015 PORSCHE CAYMAN S	36.543	0	35.514	0
Collin Fat		I05-O	GRAY	2010 PORSCHE GT3	35.809	0		
Darrel Huckabay		S06-O	PLAT. SILVER	2011 PORSCHE BOXSTER	37.287	0	37.578	0
David Cortopassi		FUN	BLUE	0 TOYOTA 86	36.455	0	37.245	0
David Dodd		S06-O	WHITE	2015 PORSCHE BOXSTER	45.004	0	44.186	0
David Schnitzer		P08-O	RED	2003 PORSCHE 911	36.662	0		
Deborah Guerin		FUN	DEEP SEA BLUE	2013 BMW 335	42.641	0	41.637	0
Dennis Fay		FUN	WHITE	2016 PORSCHE 911 TURBO	39.361	0	38.942	0
Deon Becic		FUN	SEAL GRAY	2003 PORSCHE 911 C2	38.959	0	39.638	1
Derek Boyd		FUN	BLK	2001 MAZDA MIATA	35.962	0	36.593	1
Derek Hui		FUN	WHITE	2017 CHEVROLET CORVETTE GRAND SPORT	34.480	0	34.632	0
Don Rathbone		FUN	MIAMI BLUE	2017 PORSCHE CARRERA S	38.185	0	38.931	0
Feri Dizon		P11-O	RED	2018 PORSCHE 718 CAYMAN S	35.190	0	34.756	0
Gino Cortopassi		FUN	BLUE	2018 BMW M3	41.208	1	40.739	1
Grady Carter		P15-O	BLACK	2002 PORSCHE BOXSTER S	35.600	0	35.214	0
Greg Darrien		FUN			36.639	0	36.033	0
Greg Matsumoto		P11-O	MIDNIGHT BLUE	2007 PORSCHE 911S	38.015	0	36.654	0
Greg Zajic		FUN	BLUE	1991 BMW Z3 M	36.113	0	36.541	0
Hector Chavez		P06-O	GUARDS RED	1989 PORSCHE CARRERA 4 (964)	41.371	0	40.590	0
Himanshu Patel		P16-O	SILVER	2014 PORSCHE CAYMAN S	35.265	0	35.319	0
Joe Genshlea		FUN	SEAL GREY	2006 PORSCHE BOXSTER	37.826	0	38.537	0
Joe VanSickle		FUN	YELLOW	0 VOLKSWAGEN BEETLE				
John Brosnahan		P08-O	GRAN PRIX WHITE	1984 PORSCHE 911 CARRERA CAB	40.051	0	40.793	0
John Leet		S11-O	AGATE GREY	2012 PORSCHE 911S	36.238	0	36.185	0
Joy Nieslony		P16-W	WHITE	2007 PORSCHE CAYMAN S	49.782	0	37.001	0
Julie Dodd		S06-W	WHITE	2015 PORSCHE BOXSTER	44.092	0	44.625	0
Jurgen Shestani		P10-O	AQUA BLUE	2013 PORSCHE 991.1 C2	36.142	0	36.464	0
Kelsey Leet		S11-W	AGATE GREY	2012 PORSCHE 911S	38.597	0	39.316	0
Ken Edgar		FUN	RED	2008 CHEVROLET CORVETTE	41.733	0	41.472	0
Kunal Patel		P16-O	SILVER	2014 PORSCHE CAYMAN S	37.348	0	38.455	0
Ianny bowden		FUN	WHITE	2016 CHEVROLET CORVETTE Z06	35.022	0	34.817	0
Lloyd Feaver		FUN	LAGOON GREEN	2003 PORSCHE BOXSTER S				
Lynne Sperry		FUN	METEOR GRAY	2014 MAZDA MIATA	41.340	0	41.370	0
Mardi Quain		FUN	CHAMPAGNE	2002 PORSCHE CARRERA 4S	42.220	0	42.697	0
Mark Hansen		P16-O	BLACK	2015 PORSCHE CAYMAN S	36.219	0	36.134	0
Matt Deter		S08-O	MIRAGE METALLIC	2000 PORSCHE 996				
Matt Deter		P16-O	WHITE	2007 PORSCHE CAYMAN S	36.636	0	36.346	0
Meg Conkling		FUN	LAGOON GREEN	2003 PORSCHE BOXSTER S				
Melinda Lincoln		S01-O	OCEAN BLUE	0 PORSCHE BOXSTER	40.620	0	39.894	0
Michael Gleaton		FUN	RED	1990 MAZDA MIATA	36.575	0	36.718	0
Reuben Rivera		S01-O	NEPAL ORANGE	1973 PORSCHE 914-2.0L	44.624	1	43.145	0
Ronald Ongjoco		P10-O	WHITE	2009 PORSCHE CARRERA	37.127	0	36.553	0
Samantha Guerin		S07-W	GUARDS RED	2014 PORSCHE CAYMAN S	43.324	0	43.056	0
Scott Roberts		S05-O	METALLIC SILVER	2004 PORSCHE BOXSTER S	39.447	0	80.018	0
Skip Quain		FUN	CAMPAGNE	2002 PORSCHE CARRERA 4S	46.618	0	47.479	0
Steven Smith		FUN	ARREST ME RED	2002 CHEVROLET CORVETTE Z06				
Ted Gaines		FUN	YELLOW	0 PORSCHE BOXSTER	40.994	0	43.286	0
Tim Zajic		FUN	BLUE	1991 BMW Z3 M	38.141	0	37.209	0
Tosh Yumae		S12-O	GREY	2014 PORSCHE GT3	36.975	0	37.707	0
Wayne Guerin		S07-O	GUARDS RED	2014 PORSCHE CAYMAN S	37.277	0	36.699	0
Weyland Fat		S13-O	RED	2017 PORSCHE 911	36.742	0	36.427	0