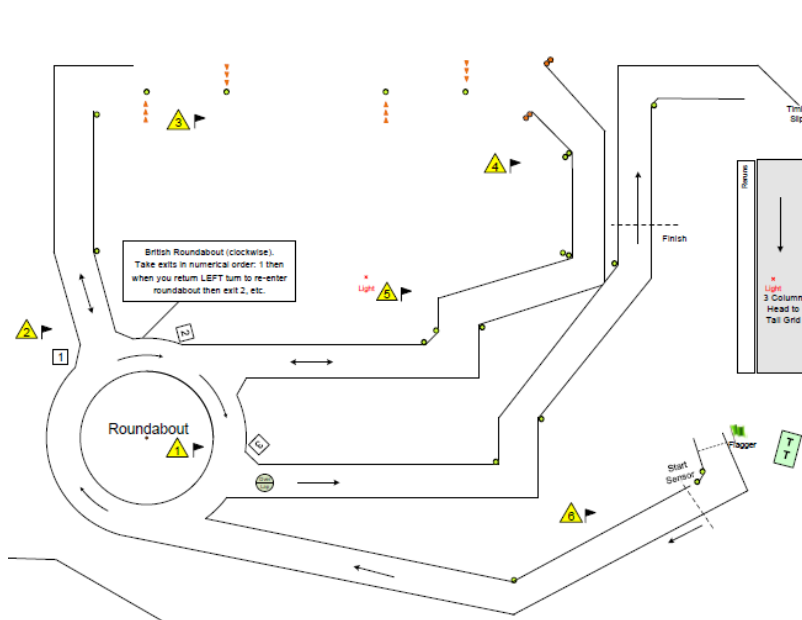


August 17 2019 SVR Autocross #5

Ah what a day for our fifth SVR event of the season. The temperature decided to take a dip from the prior day's 100's and a light breeze kept things quite reasonable. Setup went extremely well; we had a mandatory course walk for everyone due to the inclusion of a roundabout and still managed to get the first cars were out shortly after 9 AM. Thanks to the many Autocross team members and other volunteers that showed up a few minutes after 6:00 to ensure that everything got off to a good start.

For the 38 drivers we worked in a total of 7 runs each with 4 in the AM while things were still cool and an additional 3 runs in the afternoon. We continue to have new drivers showing up at our events and look forward to seeing again. If you are one of the drivers attending your first few events, PLEASE reach out to us and let us know what we did well and of course how can help make your experience even better for next time. We look forward to your input (autocross@svr-pca.org)

For our fourth event of the season we enjoyed a course that was recycled from 2017. The course started off with a lovely straight leading into the roundabout. Unlike what we encounter on the roads, nobody stopped and



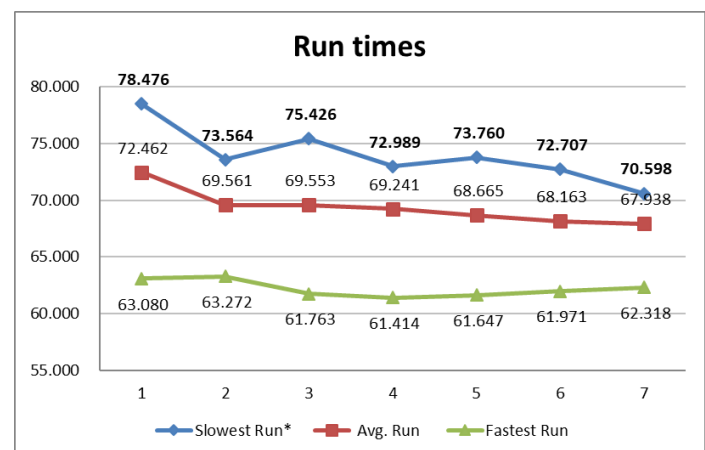
waited for five minutes for all visible traffic to clear before entering. Everyone successfully entered the roundabout and headed to the first exit went through the back side of the course, entered the roundabout did a full circle and went back the way they just came and did the course in the opposite direction, headed back to the roundabout going about 1/3 of the way around and finding their way to the final exit from the roundabout that lead to the finish line. There were a number of cones strategically placed that forced you to slow down a bit so as not to squash them so you had to keep an eye out. I am starting to think some of the cones actually moved on their own, and dove under tires to quash driver's hopes of their fastest run. Please

note that last time we did this course we had a total of 25 DNF's. This event we had a mere 15. Nice improvement!!!

Average Times: Average run times dropped by three seconds right off the bat after everyone learned that the roundabout was your friend and that they did not need to worry about traffic 😊. After the first run, the times improved at a more leisurely pace through the end of the day.

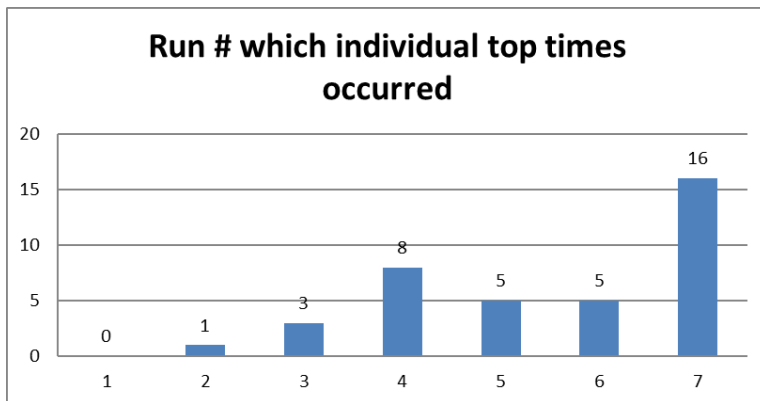
Top Times of Day: We had a large portion of drivers getting their top times in the afternoon with 63% of drivers getting their TTOD in the afternoon and a full 29% getting their best run on the 9th and final run.

Ladies Top Time: For the lady's Joy Nieslony took a commanding lead on her first run of 68.896 leaving the nearest competition seconds behind and she continued to shave time off through the sixth run where she managed a cone free 65.806!!! Joy's unwillingness to let up



August 17 2019 SVR Autocross #5

left the real battle as one for second place. Samantha Guerin, and Katelyn Messersmith took the first two runs to get familiar with the course and Samantha set a time of 72.795 as the time to beat. Katlyn, rising to the challenge improved her prior run times by nearly five seconds to post at 72.527 pushing Samantha down in the ranking. Samantha was not willing to sit back and on her last morning run dropped off nearly two seconds from her prior run and smoked across the line at 70.893, floated around that point for the remaining runs and on the final run of the day posted her best run of 70.151. Katlyn worked to push Samantha back down in the ratings for the rest of the day but the perfect run remained elusive. The scarcity of improvement was likely due to Katlyn's "both feet in" moment (which was beautifully executed in a cloud of smoke), and taking out four cones on her final run of the day had a big impact on her afternoon runs 😊.



Men's Top Time: Top time traded places a number of times during the day and was very close with the top four drivers. John Leet set the bar with a first run time of 63.080 with three people hot on his heels separated by less than a second when the dust settled. John's time held on the second run and then Alan Booth pulled across the line with a smooth 61.763, followed by an even faster 61.414 on his fourth run to solidify his top time placement in the AM runs. Chase as they might the competition chased Alan for the

remainder of the day and Alan was a bit nervous about Carl Winkler as he placed some phenomenal runs but the cone counts came in as +2 on each of Carl's last two runs of the afternoon dashing any hopes of unseating Alan. I think Carl would agree with the earlier statement that the cones were moving on their own!

PAX (Performance Adjustment Index) is an adjusted top time based on assigned handicaps based on vehicle make/model/year and level of modification and handicaps are based on actual performance of cars in multiple PCA AX events over the years. The adjustment allows for comparison of times on a more even playing field. Top 5 PAX times of for our PCA members were from David Schnitzer (P08-2003 Porsche 911) had a solid 3rd run putting him into the first PAX spot with a time of 58.170. Carl Winkler (P16-2015 Cayman S) in 2nd at 58.750 with Matt Deter (S09 2000 996... on new tires...) at 58.767, John Leet (S11-2012 Porsche 911S) 58.976, and Darrell Huckabay (S06 2011 Porsche Boxster) at 59.159.

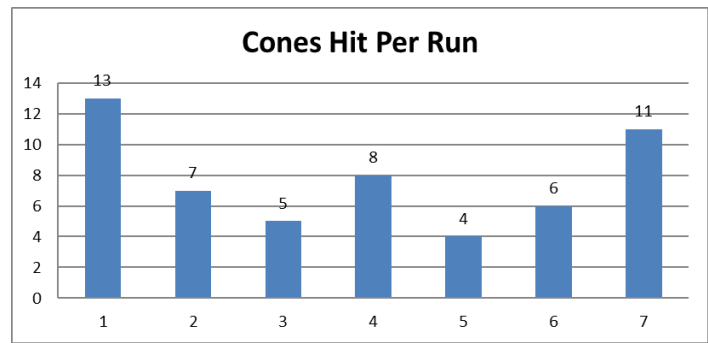
Fun Stuff:

Most Improved: Below are the individuals that showed strong improvements between first reasonable run (run one or two) and best run. The average participant saw an average of about 5% which equates to around 4.5 seconds. The biggest improvement came from Charley Kurlinkus 11% or 8.2 seconds during the day with a best time of 65.431. Jim Reed 8% during the day and shaved off 6.1 seconds with a best time of 72.427. Jerry Karr 7% saving 5.2 seconds with a time of 71.899, and Katelyn Messersmith with 7% shaving off 5.2 seconds. Wonderful job everyone.

Consistency: One of fun measures is who's the most consistent. This takes your three best runs of the day and determines a standard deviation for those runs. The lower the value, the more consistent your runs were. Cameron Pallotta varied by a mere 28/1000 of a second. Joy Nieslony 75/1000 of a second difference followed by Greg Zajic at 0.093, Scott Rasmussen at 0.136, Scott Rasmussen al.065, and Deon Becic 0.141.

August 17 2019 SVR Autocross #5

Coneage: We ended up with 54 cones bumped out of the box, thrown in the air or downright squashed. This is down slightly from last months' carnage. Things were relatively with a vengeance as people got used to this fast course tapered off a bit but as usual spiked on the last run of the morning and last chance of the day to nab that fastest run.



Cone King and Queen: Be aware, we do NOT recognize for avoiding cones, so please don't look for your name here if you were successful in those endeavors. With a mere 15 individuals dodging cones we had a number of contenders, but a few stood out. We ended up with a mere 15 cone dodging individuals who managed to avoid hitting any cones (*Please keep the course workers from getting bored... hit some cones*). The remaining 23 were responsible for the quivering cones and keeping the course workers awake. **The King and Queen awards come with a crown magnet that you "get to" put on your vehicle for the next event!**

Queen – The morning started out looking like nobody was going to be awarded cone queen this month, however the afternoon changed the tides and there ended up being a run-away for this award by Katelyn Messersmith. The four morning runs were clean according to the data but the fourth run both feet in moment likely resulted in cones that did not get called in. Regardless, 2 cones in run 5, 1 in run 6 and for good measure four more cones in the 7th and final run cemented her victory for this award. Don't worry the black smudges will come off fairly easily. The magnet will be waiting for you next month.

Cone King: The award was a battle. Craig Boyle started things off with a big lead and five cones on his first run and another on his second run for a total of six. We also had Carl Winkler and Craig Boyle with six cones each as well. However Alan Garcia proves that consistency matters with 3 cones in run one, 2 cones on run four, and 1 cone each in runs six and seven, garnering a total of seven cones for the day and the honor of donning the cone king magnet next month.

AX Improving your times—Don't forget that the SVR autocross team is here to help you continue improving your car handling skills so PLEASE reach out to members of the AX team for input, advice, or coaching as you continue honing your skills. Coaching is not for just the NEW drivers, it's for everyone. If you've hit "that plateau" let us know. We're happy to help and if requested ride along and provide additional coaching or suggestions for fine tuning of your driving as you skills progress. Our instructors frequently ride in each other's cars and provide pointers or ideas (see above example). Reach out to us.

We look forward to seeing you at future events in our 2019 season. Registration is already open for the September 14th Autocross #6 to be held at Thunderhill where there's an **enormous** patch of fresh asphalt just waiting to be used!!

Your PCA Sacramento Valley Autocross team

SVR Autocross - 08/17/2019

	Best	Driver	Car #	Vehicle	Class	Color
1	61.414	Alan Booth	145	2016 Porsche Boxster GTS	P11-O	White
2	61.647	Carl Winkler	66	2015 Porsche Cayman S	P16-O	Sapphire Blue M
3	62.381	Craig Boyle	8	2004 Chevrolet Corvette Z06	FUN	Yellow
4	62.408	John Leet	85	2012 Porsche 911S	S11-O	Agate Grey
5	62.520	Steve Nieslony	21	2007 Porsche Cayman S	P16-O	White
6	63.088	Bob Peake	93	2010 Porsche Carrera S	S11-O	Artic Silver
7	63.228	David Schnitzer	17	2003 Porsche 911	P08-O	Red
8	63.579	Greg Zajic	323	2000 BMW-M Roadster	FUN	Estoril Blue
9	64.404	Wayne Guerin	743	2014 Porsche Cayman S	S07-O	Guards Red
10	64.703	Weyland Fat	55	2017 Porsche 911 GTS	S11-O	Red
11	64.725	Darrel Huckabay	625	2011 Porsche Boxster	S06-O	Plat. Silver
12	64.936	Matt Deter	33	2000 Porsche 996	S09-O	Mirage Metallic
13	65.086	Doug DeVetter	111	2016 Porsche Boxster	FUN	Sapphire Blue
14	65.431	Charley Kurlinkus	38	2005 Porsche Boxter S	FUN	Seal Grey
15	65.738	Deon Becic	12	2003 Porsche 911 C2	FUN	Seal Gray
16	65.806	Joy Nieslony	21L	2007 Porsche Cayman S	P16-W	White
17	66.570	Alan Garcia	341	2009 Porsche Cayman	S06-O	Black
18	67.224	Albert Dennis	70	1973 Chevrolet Camaro	FUN	Gray
19	67.257	Martin Messersmith	140	2003 Porsche Boxster S	P15-O	Blue
20	67.301	David Cortopassi	3	2017 Toyota 86	FUN	Blue
21	67.376	Cameron Pallotta	47	2017 Mazda Miata	FUN	Black
22	68.113	Bret Barrow	83	1984 Porsche Carrera	P08-O	Red
23	68.638	Scott Roberts	703	2004 Porsche Boxster S	S05-O	Metallic Silver
24	68.694	Scott Rasmussen	77	0 Chevrolet Camaro	FUN	White
25	69.410	Dennis Fay	200	2016 Porsche 911 Turbo	FUN	White
26	69.562	Hector Chavez	9	1989 Porsche Carrera 4 (964)	S03-O	Guards Red
27	69.905	Eric Molgaard	10	2005 Porsche Boxster S	S05-O	White
28	70.151	Samantha Guerin	383	2014 Porsche Cayman S	S07-W	Guards Red
29	70.598	Brian Sweeney	59	2007 Porsche Carrera 4	S10-O	Black
30	70.874	James Burton	71	0 Porsche 911 Turbo	FUN	Black
31	71.899	Jerry Karr	4	1970 Lotus Europa	FUN	Yellow
32	71.934	Joe VanSickle	7	0 Volkswagen Beetle	FUN	Yellow
33	72.165	Dan Lockwood	11	Mini Cooper	FUN	Brown
34	72.427	Jim Reed	969	2006 Chevrolet Corvette	FUN	LeMans Blue
35	72.527	Katelyn Messersmith	140L	2003 Porsche Boxster S	P15-W	Blue
36	75.180	Deborah Guerin	335	2013 BMW 335	FUN	Deep Sea Blue
37	77.574	Eric Chevreuil	20	1964 Renault Caravelle	FUN	Red
38	84.551	Luke Auville	14	unl unk	FUN	(blank)

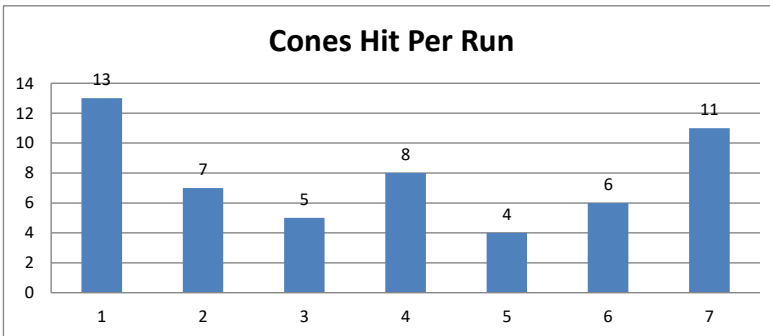
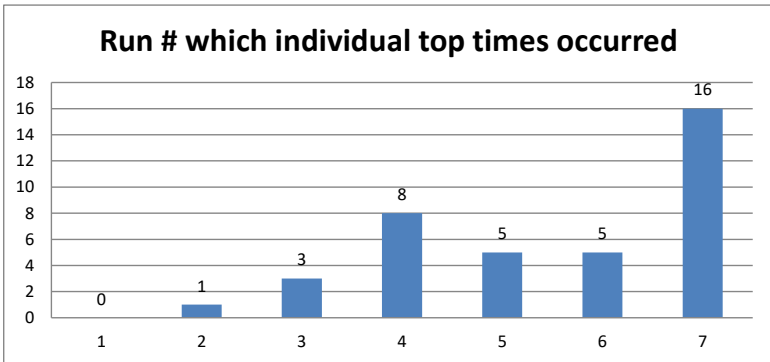
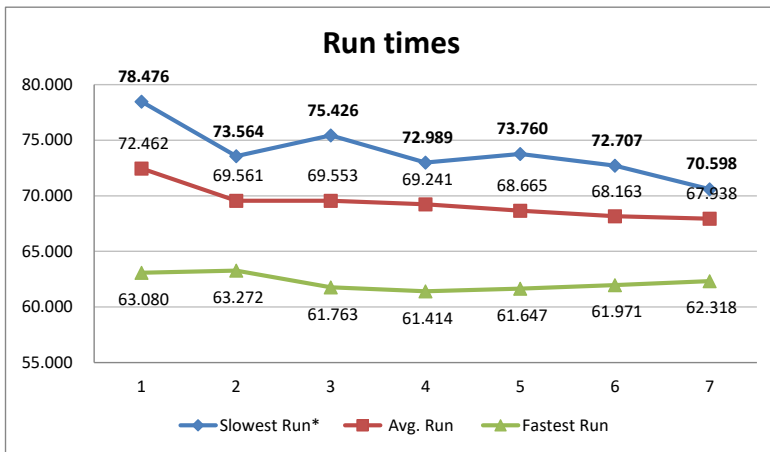
PAX	Best	Driver	Car #	Vehicle	Class
58.170	63.228	David Schnitzer	17	2003 Porsche 911	P08-O
58.750	61.647	Carl Winkler	66	2015 Porsche Cayman S	P16-O
58.767	64.936	Matt Deter	33	2000 Porsche 996	S09-O
58.976	62.408	John Leet	85	2012 Porsche 911S	S11-O
59.159	64.725	Darrel Huckabay	625	2011 Porsche Boxster	S06-O
59.582	62.520	Steve Nieslony	21	2007 Porsche Cayman S	P16-O
59.618	63.088	Bob Peake	93	2010 Porsche Carrera S	S11-O
59.694	61.414	Alan Booth	145	2016 Porsche Boxster GTS	P11-O
60.475	64.404	Wayne Guerin	743	2014 Porsche Cayman S	S07-O
60.845	66.570	Alan Garcia	341	2009 Porsche Cayman	S06-O
61.075	69.562	Hector Chavez	9	1989 Porsche Carrera 4 (964)	S03-O
61.144	64.703	Weyland Fat	55	2017 Porsche 911 GTS	S11-O
61.944	67.257	Martin Messersmith	140	2003 Porsche Boxster S	P15-O
62.049	68.638	Scott Roberts	703	2004 Porsche Boxster S	S05-O
62.664	68.113	Bret Barrow	83	1984 Porsche Carrera	P08-O
62.713	65.806	Joy Nieslony	21L	2007 Porsche Cayman S	P16-W
63.194	69.905	Eric Molgaard	10	2005 Porsche Boxster S	S05-O
64.385	70.598	Brian Sweeney	59	2007 Porsche Carrera 4	S10-O
65.872	70.151	Samantha Guerin	383	2014 Porsche Cayman S	S07-W
66.797	72.527	Katelyn Messersmith	140L	2003 Porsche Boxster S	P15-W

Just for Fun --- Standard Deviation: Indi-
mean value of your best three runs. The

Total Cones	
Maimed	Driver
7	Alan Garcia
	Katelyn Messersmith
6	Craig Boyle
	Carl Winkler
4	Doug DeVetter
3	Greg Zajic
2	Joy Nieslony
	Steve Nieslony
	Matt Deter
	Brian Sweeney
1	Bret Barrow
	Hector Chavez
	Scott Roberts
	Wayne Guerin
	Samantha Guerin
	Albert Dennis
	Deon Becic
	Scott Rasmussen
	Darrel Huckabay
	Charley Kurlinkus
	Jerry Karr
	Dan Lockwood
	Eric Chevreuil
-	Dennis Fay
	John Leet
	Weyland Fat
	James Burton
	Martin Messersmith
	Eric Molgaard
	Cameron Pallotta
	Bob Peake
	David Cortopassi
	Deborah Guerin
	David Schnitzer
	Alan Booth
	Joe VanSickle
	Jim Reed
	Luke Auville

Driver	Best	2nd Best	3rd Best	Standard Deviation
(blank)	0.000	0.000	0.000	0.000
Cameron Pallotta	67.376	67.396	67.432	0.028
Joy Nieslony	65.806	65.921	65.946	0.075
Greg Zajic	63.579	63.649	63.763	0.093
Scott Rasmussen	68.694	68.848	68.965	0.136
Deon Becic	65.738	65.941	66.010	0.141
Alan Booth	61.414	61.756	61.763	0.200
Martin Messersmith	67.257	67.515	67.685	0.216
Dan Lockwood	72.165	72.393	72.599	0.217
Brian Sweeney	70.598	70.924	71.104	0.256
Weyland Fat	64.703	65.032	65.248	0.274
Hector Chavez	69.562	69.642	70.199	0.347
John Leet	62.408	62.959	63.063	0.352
Eric Chevreuil	77.574	77.939	78.306	0.366
Dennis Fay	69.410	69.841	70.163	0.378
Bob Peake	63.088	63.744	63.775	0.388
David Schnitzer	63.228	63.851	63.976	0.401
David Cortopassi	67.301	67.534	68.083	0.402
Matt Deter	64.936	65.640	65.654	0.411
Alan Garcia	66.570	67.287	67.383	0.444
Samantha Guerin	70.151	70.893	71.010	0.466
Craig Boyle	62.381	62.890	63.318	0.469
Charley Kurlinkus	65.431	66.137	66.331	0.474
James Burton	70.874	71.060	71.798	0.489
Wayne Guerin	64.404	64.743	65.454	0.536
Albert Dennis	67.224	67.687	68.418	0.602
Steve Nieslony	62.520	62.780	63.722	0.632
Darrel Huckabay	64.725	64.861	65.937	0.664
Joe VanSickle	71.934	73.037	73.258	0.709
Jerry Karr	71.899	72.989	73.273	0.725
Carl Winkler	61.647	62.334	63.147	0.751
Doug DeVetter	65.086	66.301	66.569	0.790
Bret Barrow	68.113	69.345	69.959	0.940
Eric Molgaard	69.905	71.494	71.831	1.029
Scott Roberts	68.638	69.498	71.165	1.285
Katelyn Messersmith	72.527	73.384	76.333	1.997
Deborah Guerin	75.180	75.695	79.201	2.188
Luke Auville	84.551	87.399	89.091	2.294
Jim Reed	72.427	75.867	76.984	2.375

ation of the variance of the from the
e lower the value, the more



Car #	Driver	SRV				Region	Run Group	Run 1		Run 2		Run 3		Run 4		Run 5		Run 6	
		Events	Class	Color	Vehicle			Cones	Cones	Cones	Cones	Cones	Cones	Cones	Cones	Cones	Cones	Cones	Cones
9	Hector Chavez		S03-O	Guards Red	1989 Porsche Carrera 4 (964)			DNF	0	73.564	1	71.604	0	70.199	0	70.670	0	69.562	
703	Scott Roberts		S05-O	Metallic Silver	2004 Porsche Boxster S			71.165	0	68.638	0	69.498	1						
10	Eric Molgaard		S05-O	White	2005 Porsche Boxster S			76.556	0	71.831	0	71.965	0	71.494	0	73.760	0	72.107	
625	Darrel Huckabay		S06-O	Plat. Silver	2011 Porsche Boxster			70.990	0	67.290	0	65.937	0	64.861	0	64.725	0	66.115	
341	Alan Garcia		S06-O	Black	2009 Porsche Cayman			73.380	3	67.287	0	67.717	0	70.200	2	67.383	0	67.794	
743	Wayne Guerin		S07-O	Guards Red	2014 Porsche Cayman S			68.576	0	67.618	0	65.454	0	64.404	0	66.391	1	64.743	
383	Samantha Guerin		S07-W	Guards Red	2014 Porsche Cayman S			73.992	0	71.381	0	72.795	0	70.893	0	72.110	0	71.010	
33	Matt Deter		S09-O	Mirage Metallic	2000 Porsche 996			68.490	0	66.059	0	66.390	1	65.654	0	65.640	0	66.019	
59	Brian Sweeney		S10-O	Black	2007 Porsche Carrera 4			73.910	0	73.516	1	71.509	0	70.924	1	71.526	0	71.104	
85	John Leet		S11-O	Agate Grey	2012 Porsche 911S			63.080	0	63.272	0	63.063	0	63.242	0	62.959	0	63.489	
93	Bob Peake		S11-O	Artic Silver	2010 Porsche Carrera S			65.445	0	65.389	0	64.386	0	64.520	0	63.744	0	63.775	
55	Weyland Fat		S11-O	Red	2017 Porsche 911 GTS			70.277	0	DNF	0	68.118	0	64.703	0	66.870	0	65.032	
17	David Schnitzer		P08-O	Red	2003 Porsche 911			64.560	0	63.976	0	63.228	0	63.851	0				
83	Bret Barrow		P08-O	Red	1984 Porsche Carrera			71.319	0	DNF	0	70.911	0	70.654	1	69.959	0	69.345	
145	Alan Booth		P11-O	White	2016 Porsche Boxster GTS			63.862	0	63.277	0	61.763	0	61.414	0	61.756	0	61.971	
140	Martin Messersmith		P15-O	Blue	2003 Porsche Boxster S			70.592	0	69.574	0	68.181	0	67.257	0	67.685	0	68.345	
140L	Katelyn Messersmith		P15-W	Blue	2003 Porsche Boxster S			77.687	0	79.216	0	72.527	0	94.395	0	76.333	2	73.384	
66	Carl Winkler		P16-O	Sapphire Blue M	2015 Porsche Cayman S			66.690	0	64.495	0	62.334	0	63.649	2	61.647	0	63.522	
21	Steve Nieslony		P16-O	White	2007 Porsche Cayman S			64.855	1	DNF	0	64.095	1	62.780	0	63.722	0	62.520	
21L	Joy Nieslony		P16-W	White	2007 Porsche Cayman S			68.896	0	67.652	0	66.887	0	65.946	0	65.921	0	65.806	
8	Craig Boyle		FUN-O	Yellow	2004 Chevrolet Corvette Z06			68.640	5	64.903	1	63.818	0	62.890	0	63.318	0	63.442	
323	Greg Zajic		FUN-O	Estoril Blue	2000 BMW-M Roadster			67.111	2	63.763	1	63.649	0	63.579	0				
111	Doug DeVetter		FUN-O	Sapphire Blue	2016 Porsche Boxster			70.927	0	66.962	1	66.569	1	66.655	1	67.214	0	65.086	
38	Charley Kurlinkus		FUN-O	Seal Grey	2005 Porsche Boxster S			73.673	0	69.794	0	67.900	1	67.354	0	66.137	0	66.331	
12	Deon Becic		FUN-O	Seal Gray	2003 Porsche 911 C2			81.897	1	66.010	0	67.267	0	66.038	0	65.941	0	65.738	
70	Albert Dennis		FUN-O	Gray	1973 Chevrolet Camaro			69.676	0	68.953	1	67.224	0	68.418	0	67.687	0	68.744	
3	David Cortopassi		FUN-O	Blue	2017 Toyota 86			72.804	0	68.729	0	69.020	0	68.083	0	67.301	0	67.534	
47	Cameron Pallotta		FUN-O	Black	2017 Mazda Miata			71.255	0	68.187	0	68.302	0	67.396	0	67.901	0	67.432	
77	Scott Rasmussen		FUN-O	White	0 Chevrolet Camaro			72.142	1	70.920	0	69.085	0	68.965	0	69.957	0	68.848	
200	Dennis Fay		FUN-O	White	2016 Porsche 911 Turbo			77.078	0	72.620	0	74.859	0	70.180	0	70.163	0	69.841	
71	James Burton		FUN-O	Black	0 Porsche 911 Turbo			76.961	0	73.268	0	71.798	0	71.060	0	72.248	0	72.707	
4	Jerry Karr		FUN-O	Yellow	1970 Lotus Europa			DNF	0	77.107	0	75.426	0	72.989	0	75.809	1	73.273	
7	Joe VanSickle		FUN-O	Yellow	0 Volkswagen Beetle			74.256	0	73.258	0	73.037	0	71.934	0				
11	Dan Lockwood		FUN-O	Brown	Mini Cooper			74.712	0	DNF	0	72.670	0	72.393	1	DNF	0	72.599	
969	Jim Reed		FUN-O	LeMans Blue	2006 Chevrolet Corvette			78.476	0	76.984	0	75.867	0	72.427	0	DNF	0	DNF	
335	Deborah Guerin		FUN-W	Deep Sea Blue	2013 BMW 335			84.124	0	DNF	0	79.201	0	75.180	0	DNF	0	75.695	
20	Eric Chevreuil		FUN-O	red	1964 Renault Caravelle			81.486	0	80.461	1	79.703	0	77.939	0	77.574	0	78.306	
14	Luke Auville		FUN-O		unl unk			89.091	0	DNF	0	89.270	0	87.399	0	84.551	0		

Driver	SRV			Vehicle	Cones	Run 7	Cones
	Events	Class	Color				
Hector Chavez		S03-O	Guards Red	1989 Porsche Carrera 4 (964)	0	69.642	0
Scott Roberts		S05-O	Metallic Silver	2004 Porsche Boxster S			
Eric Molgaard		S05-O	White	2005 Porsche Boxster S	0	69.905	0
Darrel Huckabay		S06-O	Plat. Silver	2011 Porsche Boxster	0	66.419	1
Alan Garcia		S06-O	Black	2009 Porsche Cayman	1	66.570	1
Wayne Guerin		S07-O	Guards Red	2014 Porsche Cayman S	0	DNF	0
Samantha Guerin		S07-W	Guards Red	2014 Porsche Cayman S	1	70.151	0
Matt Deter		S09-O	Mirage Metallic	2000 Porsche 996	1	64.936	0
Brian Sweeney		S10-O	Black	2007 Porsche Carrera 4	0	70.598	0
John Leet		S11-O	Agate Grey	2012 Porsche 911S	0	62.408	0
Bob Peake		S11-O	Artic Silver	2010 Porsche Carrera S	0	63.088	0
Weyland Fat		S11-O	Red	2017 Porsche 911 GTS	0	65.248	0
David Schnitzer		P08-O	Red	2003 Porsche 911			
Bret Barrow		P08-O	Red	1984 Porsche Carrera	0	68.113	0
Alan Booth		P11-O	White	2016 Porsche Boxster GTS	0	62.318	0
Martin Messersmith		P15-O	Blue	2003 Porsche Boxster S	0	67.515	0
Katelyn Messersmith		P15-W	Blue	2003 Porsche Boxster S	1	86.193	4
Carl Winkler		P16-O	Sapphire Blue M	2015 Porsche Cayman S	2	63.147	2
Steve Nieslony		P16-O	White	2007 Porsche Cayman S	0	DNF	0
Joy Nieslony		P16-W	White	2007 Porsche Cayman S	0	68.047	2
Craig Boyle		FUN-O	Yellow	2004 Chevrolet Corvette Z06	0	62.381	0
Greg Zajic		FUN-O	Estoril Blue	2000 BMW-M Roadster			
Doug DeVetter		FUN-O	Sapphire Blue	2016 Porsche Boxster	0	66.301	1
Charley Kurlinkus		FUN-O	Seal Grey	2005 Porsche Boxster S	0	65.431	0
Deon Becic		FUN-O	Seal Gray	2003 Porsche 911 C2	0	66.632	0
Albert Dennis		FUN-O	Gray	1973 Chevrolet Camaro	0	68.466	0
David Cortopassi		FUN-O	Blue	2017 Toyota 86	0	68.350	0
Cameron Pallotta		FUN-O	Black	2017 Mazda Miata	0	67.376	0
Scott Rasmussen		FUN-O	White	0 Chevrolet Camaro	0	68.694	0
Dennis Fay		FUN-O	White	2016 Porsche 911 Turbo	0	69.410	0
James Burton		FUN-O	Black	0 Porsche 911 Turbo	0	70.874	0
Jerry Karr		FUN-O	Yellow	1970 Lotus Europa	0	71.899	0
Joe VanSickle		FUN-O	Yellow	0 Volkswagen Beetle			
Dan Lockwood		FUN-O	Brown	Mini Cooper	0	72.165	0
Jim Reed		FUN-O	LeMans Blue	2006 Chevrolet Corvette	0		
Deborah Guerin		FUN-W	Deep Sea Blue	2013 BMW 335	0	DNF	0
Eric Chevreuil		FUN-O	red	1964 Renault Caravelle	0	DNF	0
Luke Auville		FUN-O		unl unk			